


AMPHENOL D-SUBMINIATURE**17D/117DF SERIES****FIXED MACHINED CONTACT INDUSTRIAL CONNECTOR**

Amphenols 17D and 117DF series are a fixed contact heavier duty D-sub suitable for commercial or industrial use. The machined contacts provide stability and reliability.

Filter connectors available—
contact factory.

**SPECIFICATIONS:****Temperature Range:**

-55° C to +125° C

Voltage Rating:

300 V RMS to 50Hz

Current Rating:

7.5 Amp

Cycles:

17D: 100 minimum

117DF: 500 minimum

Wire Size:

20 AWG

Shells:

Steel/tin-plated, grounding indents on plug front shell or zinc/yellow chromate

Dielectric:

Two-piece black thermoplastic UL 94 VO

Dielectric Withstanding Voltage:

1000V RMS to 50Hz

Contacts:

Male: screw machined brass

Female: screw machined bronze

Contact Plating:

Gold over Nickel

Insertion Force:

4.3 oz. < F < 9.0 oz.
per contact

Contact Resistance:

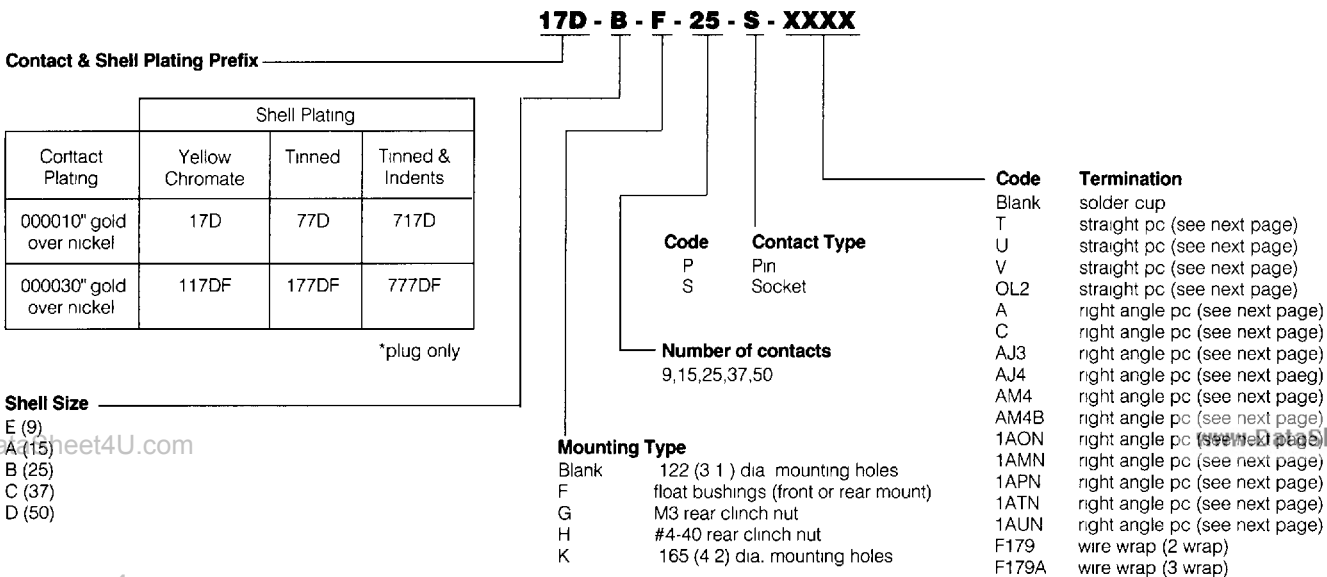
< 5 milliohms

Insulation Resistance:

> 5000 megaohms

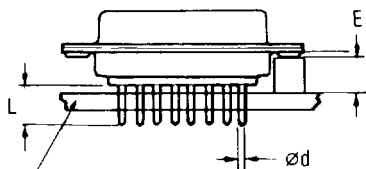
DIMENSIONS:

See page 47

ORDERING INFORMATION:

AMPHENOL D-SUBMINIATURE FIXED MACHINED CONTACT INDUSTRIAL CONNECTOR

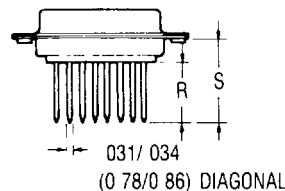
Printed Circuit Terminations



PC BOARD

Termination	Ø d	L	E
U	.024 (0.60)	.124 (3.2)	.185 (4.7)
V	.040 (1.02)	.093 (2.36)	.185 (4.7)
T	.024 (0.60)	.157 (4.0)	.185 (4.7)
OL2	.024 (0.60)	.217 (5.5)	.240 (6.1)

Wire Wrap Terminations



Termination Code	Number of Wraps	R	S
F179	2	.378 (9.6)	.591 (15)
F179A	3	.512 (13)	.709 (18)

Right Angle Printed Circuit

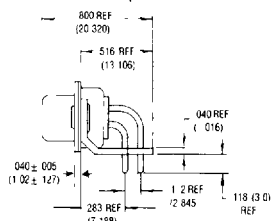
TERMINATION

CODE

PC TAIL DIA. Inches (mm)

DESCRIPTION OF MOUNTING OPTIONS

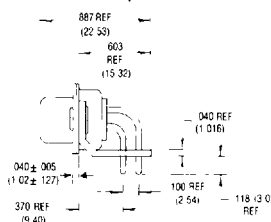
figure 1 .283 Footprint



A	.040 (1.02)
C	.040 (1.02)
AJ3	.040 (1.02)
AJ4	.024 (0.60)
AM4	.024 (0.60)

with metal bracket
without bracket
with plastic bracket
with plastic bracket
with metal bracket

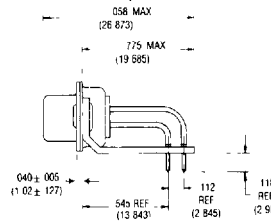
figure 2 .370 Footprint



1AON	.024 (0.60)
1AMN	.024 (0.60)
1APN	.024 (0.60)
1ATN	.024 (0.60)
1AUN	.024 (0.60)

without bracket
with riveted metal bracket
with riveted plastic bracket
with metal bracket and non-removable 4-40 front clinch nut
with plastic bracket and non-removable 4-40 front clinch nut

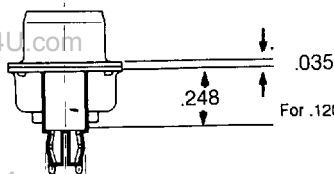
figure 3 .545 Footprint



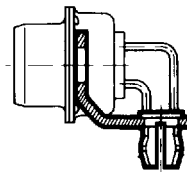
AM4B	.024 (0.60)
------	-------------

with metal bracket

Grounding Tab Options



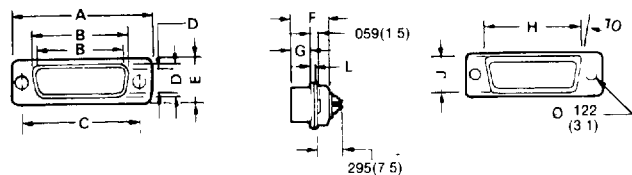
For .120 (3,2 mm) Dia. Hole: Add Suffix "(RM5)" for Straight P.C. Mount
For Tin-Plated Shells Only
Must be ordered with "OL2" termination:
77DXXXS-OL2 (RM5)
717DXXXP-OL2 (RM5)



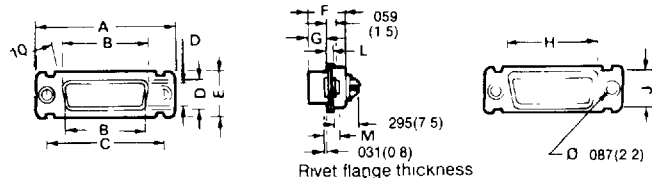
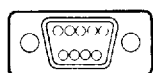
For .120 (3,2 mm) Dia. Hole:
Add Suffix "(RM6)" for Right Angle P.C. Mount
For Tin-Plated Shells & Metal Bracket Only
77D or 717D Prefix

DIMENSIONS

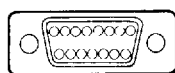
Rigid mount



Float mount

**Contact Arrangements**

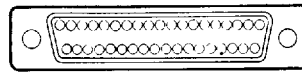
9 contacts



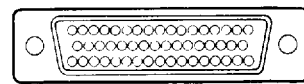
15 contacts



25 contacts



37 contacts



50 contacts

DataSheet4U.com

et4U.com

DataShe

Shells	Contacts	A	B (S)	B (P)	C	D (S)	D (P)	E	F (S)	F (P)	G (S)	G (P)	H	J	L	M
E (9)	P	1 209 (30.7)		661 (16.80)	984 (24.99)		318 (8.1)	488 (12.4)		407 (10.34)		233 (5.94)	767 (19.5)	433 (11)	.039 (1)	129 (3.3)
	S		642 (16.3)			307 (7.8)			416 (10.57)		242 (6.17)					
A (15)	P	1 535 (39)		989 (25.12)	1,311 (33.32)		318 (8.1)	488 (12.4)		.407 (10.34)		233 (5.94)	1 098 (27.9)	433 (11)	.039 (1)	129 (3.3)
	S		970 (24.65)			307 (7.8)			.416 (10.57)		242 (6.17)					
B (25)	P	2 083 (52.9)		1 529 (38.84)	1 851 (47.04)		318 (8.1)	488 (12.4)		403 (10.34)		.229 (5.84)	1 637 (41.6)	433 (11)	.039 (1)	129 (3.3)
	S		1 510 (38.35)			307 (7.8)			416 (10.57)		242 (6.17)					
C (37)	P	2.724 (69.2)		2.177 (55.30)	2 500 (63.50)		318 (8.1)	488 (12.4)		403 (10.34)		229 (5.84)	2 283 (58)	433 (11)	.039 (1)	.129 (3.3)
	S		2 157 (54.8)			307 (7.8)			416 (10.57)		242 (6.17)					
D (50)	P	2 630 (66.8)		2 074 (52.68)	2 405 (61.11)		425 (10.8)	600 (15.25)		.403 (10.24)		229 (5.84)	2 188 (55.6)	543 (13.8)	.039 (1)	129 (3.3)
	S		2.063 (52.4)			419 (10.65)			416 (10.57)		242 (6.17)					

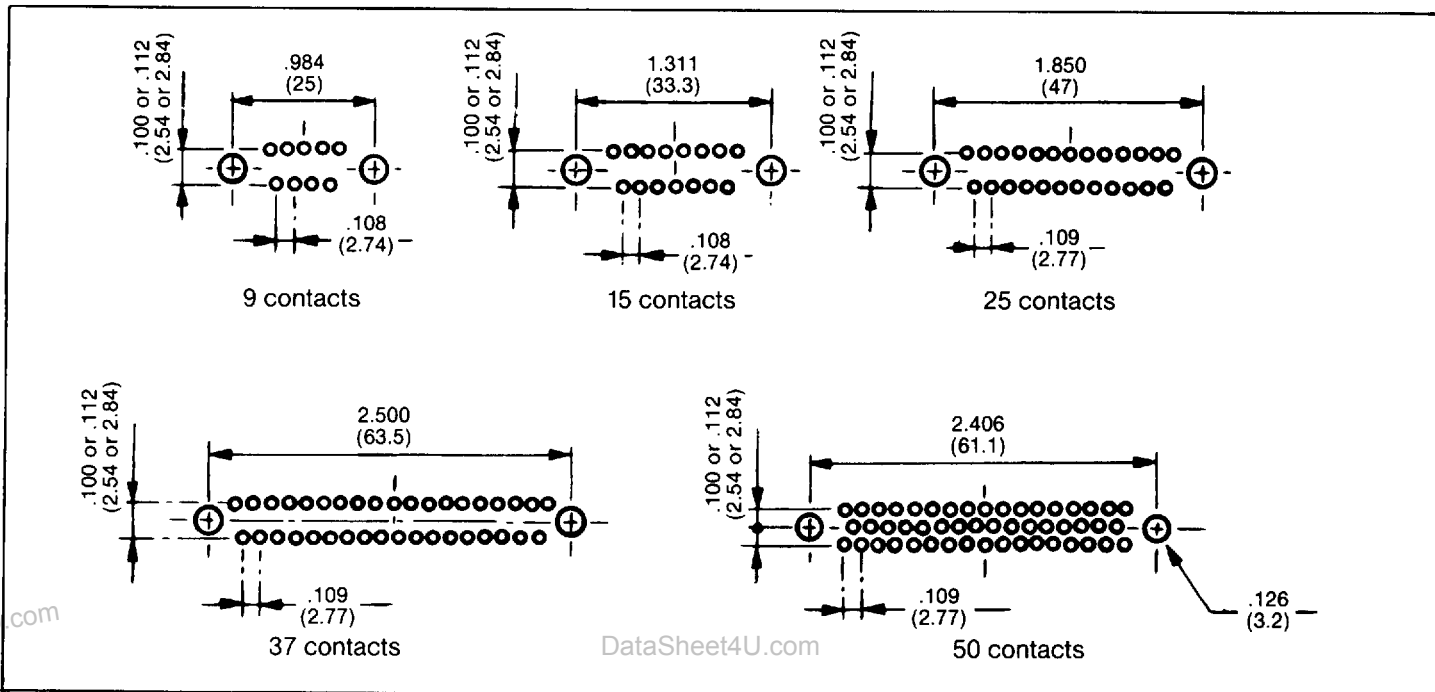
DataSheet4U.com

www.DataSheet4U.com

DataSheet4U.com

AMPHENOL D-SUBMINIATURE CONTACT ARRANGEMENTS

Printed Circuit Board Cutouts



Solder pin diameter	.024(0.6)	.030(0.76)	.040(1.02)
P/C board hole diameter	.030(0.75) min	.035(0.9) min	.047(1.20) min

Contact Spacing

