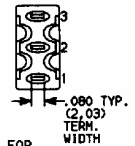
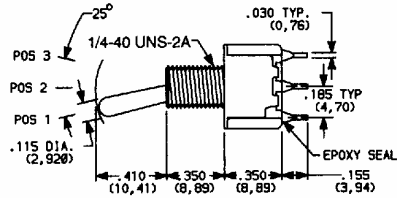
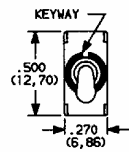



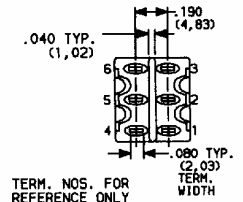
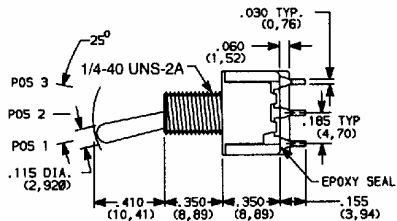
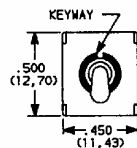

SWITCHES WITH STANDARD OPTIONS



TERM. NOS. FOR REFERENCE ONLY

SPDT

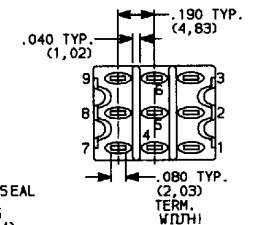
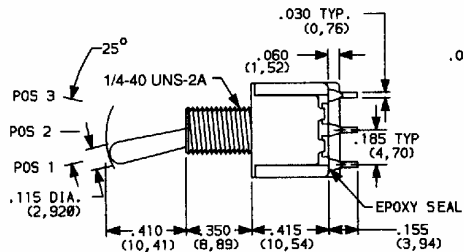
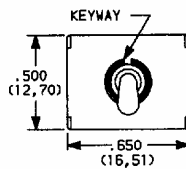

Part No. Shown: 7101SYZQE



TERM. NOS. FOR REFERENCE ONLY

DPDT

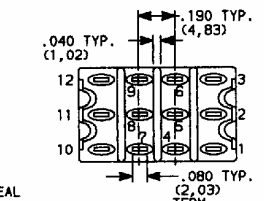
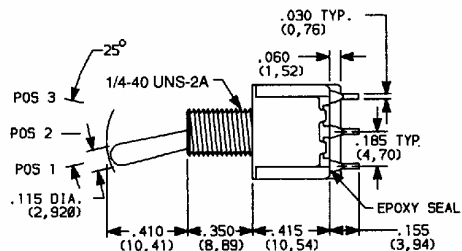
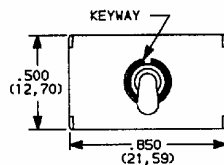

Part No. Shown: 7201SYZQE



TERM. NOS. FOR REFERENCE ONLY

3PDT

Part No. Shown: 7301SYZQE



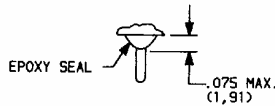
TERM. NOS. FOR REFERENCE ONLY

4PDT

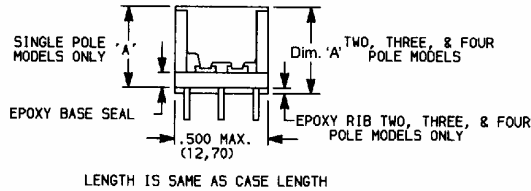
Part No. Shown: 7401SYZQE

SEAL

E (STD.)



I





Poles	Dim 'A'
SP	.410 (10,41)
DP	.440 (11,18)
3P	.505 (12,83)
4P	.505 (12,83)

Available with Z, C, Z3, W-W5 terminations only.

HOW TO ORDER

All available 7000 SERIES TOGGLE SWITCH options are listed on page B-30, and are described on pages B-31 thru B-46. Switches with standard options are shown on page B-31. When selecting options and building a part number, some ordering format boxes may not be filled. Dashes, hyphens or spaces in the part number are not significant and are shown for clarity only.

All models have epoxy terminal seal and are compatible with 'bottom-wash' PC board cleaning methods.   models available, see page B-32. Hardware and accessories are available separately, see catalog section H.

SPECIFICATIONS

- CONTACT RATING: 5 AMPS @ 120 V AC or 28 V DC; 2 AMPS @ 250 V AC (Q contact material).
- ELECTRICAL LIFE: 7X01 and UX1 MODELS: 100,000 make-and-break cycles at full load. All other models, 40,000 cycles.
- CONTACT RESISTANCE: Below 10 milliohms typ. initial @ 2-4 V DC, 100 mA, for both silver and gold plated contacts.
- INSULATION RESISTANCE: 10^9 ohms min.
- DIELECTRIC STRENGTH: 1,000 V RMS min. @ sea level.
- OPERATING TEMPERATURE: -30°C to 85°C.
- SOLDERABILITY: Per MIL-STD-202F method 208D, or EIA RS-186E method 9 (1 hour steam aging).

MATERIALS

- CASE: Glass filled nylon 6/6, flame retardant, heat stabilized, or diallyl phthalate (DAP) (UL 94V-0).
- ACTUATOR: Brass, chrome plated.
- BUSHING: Brass or zinc, nickel plated.
- HOUSING: Stainless steel.
- SWITCH SUPPORT: Brass or steel, tin plated.
- END CONTACTS: Coin silver, silver plated (Q contact material).
- CENTER CONTACTS & ALL TERMINALS: Copper alloy, silver plated (Q contact material).
- TERMINAL SEAL: Epoxy
- HARDWARE: Nut & Locking ring—Brass, nickel plated.
Lockwasher—Steel, nickel plated.

NOTE: Specifications and materials listed above are general specifications. Specifications available for specific and custom switches, consult factory.