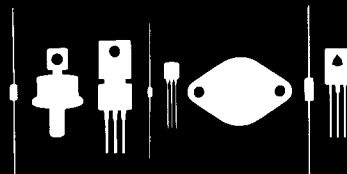


Central Semiconductor Corp.
 www.DataSheet4U.com
 Central Semiconductor Corp.
 Central Semiconductor Corp.
 Central Semiconductor Corp.
Central™ Semiconductor Corp.
 145 Adams Avenue
 Hauppauge, New York 11788



CQ218I-25B
 CQ218I-25D
 CQ218I-25M
 CQ218I-25N

ISOLATED TAB TRIAC
 25 AMP, 200 THRU 800 VOLTS

TO-218 CASE

DESCRIPTION

The CENTRAL SEMICONDUCTOR CQ218I-25B series type is an Epoxy Molded Silicon Triac designed for full wave AC control applications featuring gate triggering in all four (4) quadrants. This device is mounted in a TO-218 case with an isolated mounting tab.

MAXIMUM RATINGS (T_C = 25°C unless otherwise noted)

	SYMBOL	CQ218I -25B	CQ218I -25D	CQ218I -25M	CQ218I -25N	UNITS
Peak Repetitive Off-State Voltage	V _{DRM}	200	400	600	800	V
RMS On-State Current (T _C = 90°C)	I _{T(RMS)}			25		A
Peak One Cycle Surge (t = 10ms)	I _{TSM}			250		A
I ² t Value for Fusing (t = 10ms)	I ² t			312.5		A ² s
Peak Gate Power (tp = 10µs)	P _{GM}			40		W
Average Gate Power Dissipation	P _{G(AV)}			1.0		W
Peak Gate Current (tp = 10µs)	I _{GM}			10		A
Peak Gate Voltage (tp = 10µs)	V _{GM}			16		V
Critical Rate of Rise of On-State Current						
Repetitive (F = 50Hz)	di/dt			10		A/µs
Storage Temperature	T _{stg}		-40 to +150			°C
Junction Temperature	T _J		-40 to +125			°C
Thermal Resistance	θ _{J-A}			50		°C/W
Thermal Resistance	θ _{J-C}			1.5		°C/W
Isolation Voltage	V _{ISO}			2500		V(RMS)

ELECTRICAL CHARACTERISTICS (T_C = 25°C unless otherwise noted)

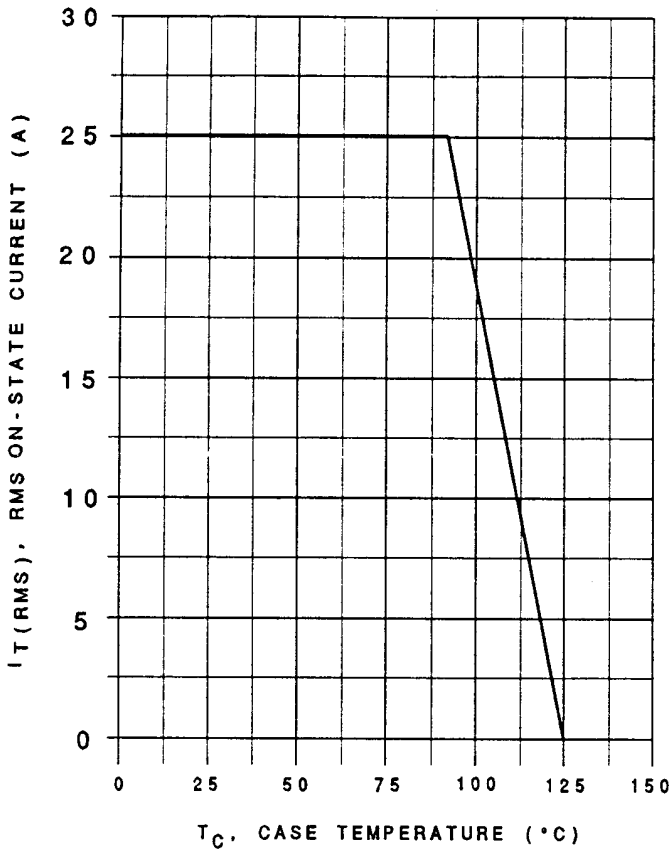
SYMBOL	TEST CONDITIONS	MIN	TYP	MAX	UNITS
I _{DRM}	Rated V _{DRM}			0.01	mA
I _{DRM}	Rated V _{DRM} , T _C = 125°C			6.00	mA
I _{GT}	V _D = 12V, R _L = 33Ω, QUAD I,II,III			50	mA
I _{GT}	V _D = 12V, R _L = 33Ω, QUAD IV			100	mA
I _H	I _T = 500mA			80	mA
V _{GT}	V _D = 12V, R _L = 33Ω, QUAD I,II,III,IV			1.50	V
V _{TM}	I _{TM} = 35A, tp = 10ms			1.70	V
dv/dt	V _D = 2/3 V _{DRM} , R _{GK} = ∞, T _C = 125°C	250			V/µs

(OVER)

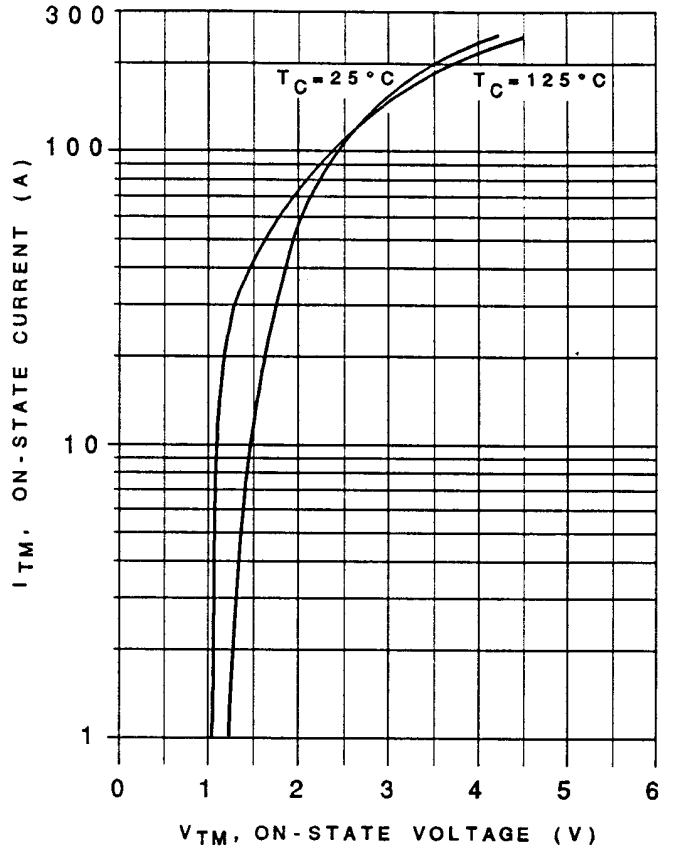
CQ218I-25B SERIES RATING AND CHARACTERISTIC CURVES

www.DataSheet4U.com

RMS ON-STATE CURRENT vs. CASE TEMPERATURE



MAXIMUM ON-STATE CHARACTERISTICS



MECHANICAL OUTLINE

ALL DIMENSIONS IN INCHES (mm).

