

NEW!

SMT Power Inductors - MSS1260 Series



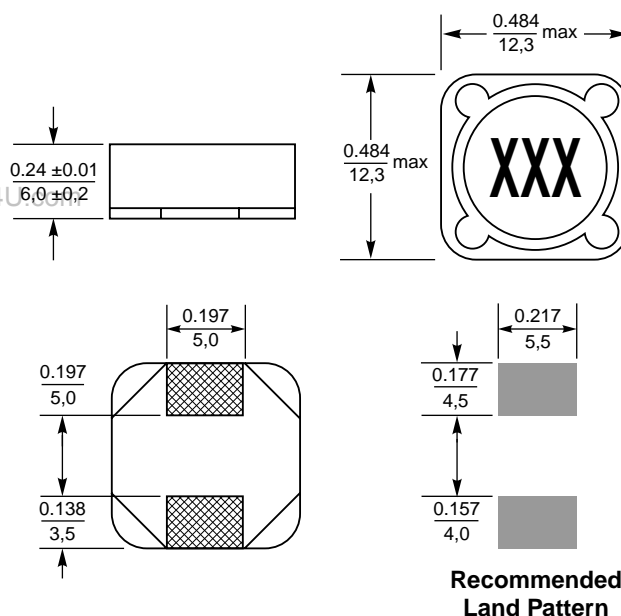
The MSS1260 Series provides high inductance and high efficiency in a low profile, low cost part.

The magnetic shielding and small footprint of these inductors allows high density mounting. The flat top ensures reliable pick and place handling.

They're ideal for use in DC-DC converters, LCD panels, and portable devices where low cost and high reliability are critical.

In addition to the standard values shown, Coilcraft can custom-engineer versions to meet specific applications. Free evaluation samples are available by contacting Coilcraft or on the web at www.coilcraft.com.

Part number ¹	L ² (μ H)	DCR max (Ω)	SRF ³ typ (MHz)	Isat ⁴ (A)	I _{rms}	
					20°C rise (A)	40°C rise (A)
MSS1260-102NX	1.0 \pm 30%	0.010	100.0	10.00	6.00	8.00
MSS1260-152NX	1.5	0.013	80.0	8.50	6.00	7.50
MSS1260-222NX	2.2	0.014	55.0	7.50	5.50	7.00
MSS1260-332NX	3.3	0.016	42.0	6.50	5.00	7.00
MSS1260-472MX	4.7 \pm 20%	0.020	33.0	5.80	4.50	7.00
MSS1260-562MX	5.6	0.022	30.0	5.30	4.00	6.40
MSS1260-682MX	6.8	0.023	27.0	4.90	3.80	5.90
MSS1260-822MX	8.2	0.025	26.0	4.40	3.40	4.80
MSS1260-103MX	10	0.028	22.0	4.00	3.00	4.00
MSS1260-123MX	12	0.032	20.0	3.60	2.80	3.70
MSS1260-153MX	15	0.040	18.0	3.30	2.60	3.50
MSS1260-183MX	18	0.045	16.0	3.00	2.50	3.30
MSS1260-223MX	22	0.052	15.0	2.70	2.30	3.10
MSS1260-273MX	27	0.065	13.0	2.40	2.10	2.90
MSS1260-333MX	33	0.075	12.4	2.20	2.00	2.70
MSS1260-393MX	39	0.080	12.0	2.00	1.90	2.60
MSS1260-473MX	47	0.100	11.6	1.85	1.85	2.50
MSS1260-563MX	56	0.120	10.5	1.70	1.75	2.40
MSS1260-683MX	68	0.130	10.0	1.55	1.70	2.30
MSS1260-823MX	82	0.160	8.6	1.40	1.60	2.20
MSS1260-104MX	100	0.190	7.8	1.25	1.50	2.10
MSS1260-124KX	120 \pm 10%	0.250	6.8	1.15	1.38	1.85
MSS1260-154KX	150	0.280	6.4	1.00	1.20	1.66
MSS1260-184KX	180	0.320	6.1	0.95	1.14	1.58
MSS1260-224KX	220	0.420	5.5	0.85	1.00	1.42
MSS1260-274KX	270	0.480	4.3	0.75	0.90	1.45
MSS1260-334KX	330	0.630	4.0	0.70	0.84	1.16
MSS1260-394KX	390	0.700	3.6	0.65	0.78	1.08
MSS1260-474KX	470	0.900	3.0	0.58	0.70	0.96
MSS1260-564KX	560	1.000	2.8	0.53	0.64	0.88
MSS1260-684KX	680	1.200	2.6	0.48	0.58	0.80
MSS1260-824KX	820	1.600	2.5	0.44	0.53	0.73
MSS1260-105KX	1000	1.850	2.4	0.40	0.48	0.68



Parts/reel: 13" 500 Tape width: 24 mm
For packaging data see Tape and Reel Specifications section.

- When ordering, please specify packaging code:

MSS1260-184KX

Packaging code:

D = 13" machine-ready reel EIA-481 embossed plastic tape (500 per full reel).

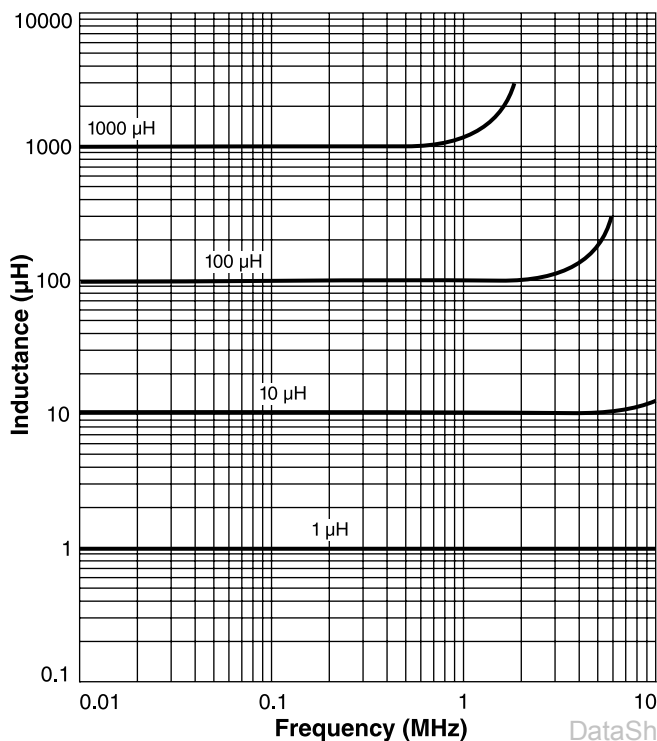
B = Less than full reel In tape, but not machine-ready. To have a leader and trailer added (\$25 charge), use code letter D instead.

- Inductance tested at 100 kHz, 0.1 V_{rms}, 0 Adc on Agilent/HP 4284A LC meter or equivalent.
 - SRF measured using Agilent/HP 4191A or equivalent.
 - DC current at which the inductance drops 10% (typ) from its value without current.
 - Operating temperature range -40°C to +85°C.
 - Electrical specifications at 25°C.
- See Qualification Standards section for environmental and test data.

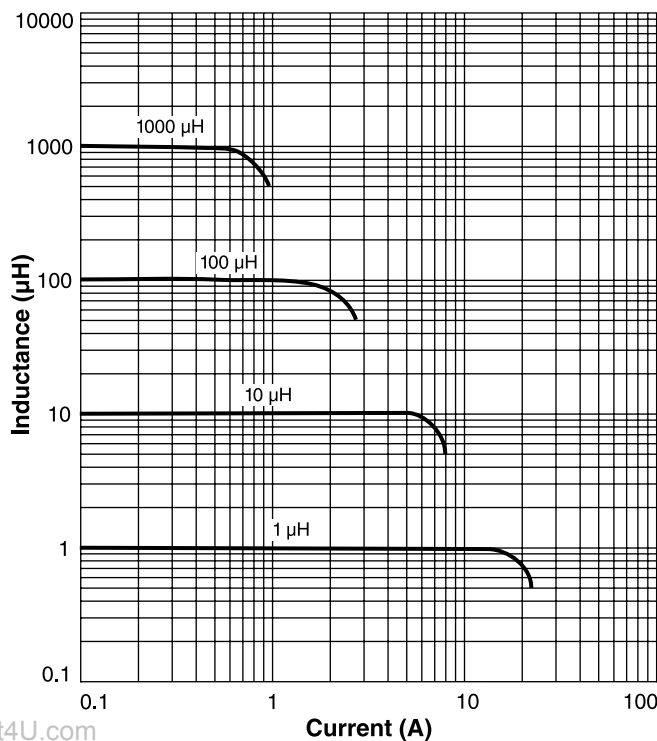
NEW!

SMT Power Inductors - MSS1260 Series

Typical L vs Frequency



Typical L vs Current



et4U.com

DataSheet4U.com

DataSheet4U.com

www.DataSheet4U.com

Coilcraft®

Specifications subject to change without notice. Document 281-2 Revised 5/17/02

1102 Silver Lake Road Cary, Illinois 60013 Phone 847/639-6400 Fax 847/639-1469

E-mail info@coilcraft.com Web http://www.coilcraft.com

© Coilcraft, Inc. 2003

DataSheet4U.com

DataSheet4U.com