

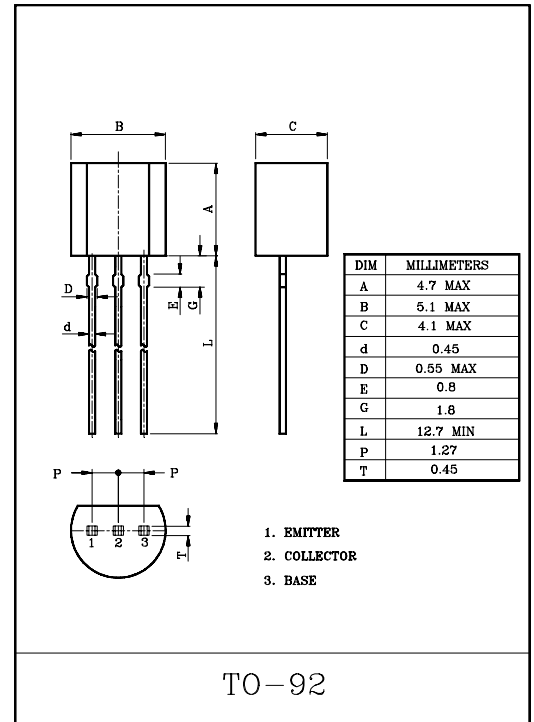
FOR MUTING AND SWITCHING APPLICATION.

FEATURES

- High Emitter-Base Voltage : $V_{EBO}=25V(\text{Min.})$
- High Reverse h_{FE}
 : Reverse $h_{FE}=150(\text{Typ.}) (V_{CE}=-2V, I_C=-2mA)$
- Low on Resistance : $R_{ON}=1\Omega(\text{Typ.}), (I_B=5mA)$

MAXIMUM RATINGS (Ta=25°C)

CHARACTERISTIC	SYMBOL	RATING	UNIT
Collector-Base Voltage	V_{CBO}	50	V
Collector-Emitter Voltage	V_{CEO}	20	V
Emitter-Base Voltage	V_{EBO}	25	V
Collector Current	I_C	300	mA
Base Current	I_B	60	mA
Collector Power Dissipation	P_C	400	mW
Junction Temperature	T_j	125	°C
Storage Temperature Range	T_{stg}	-55~125	°C

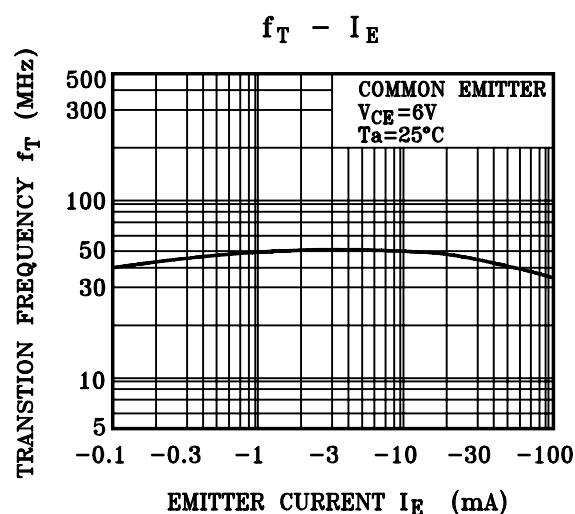
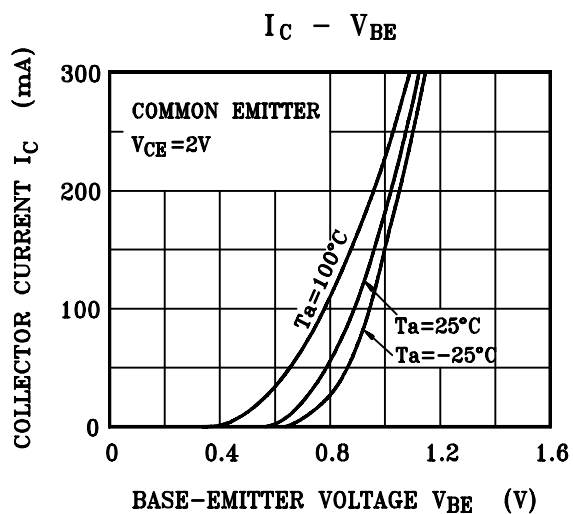
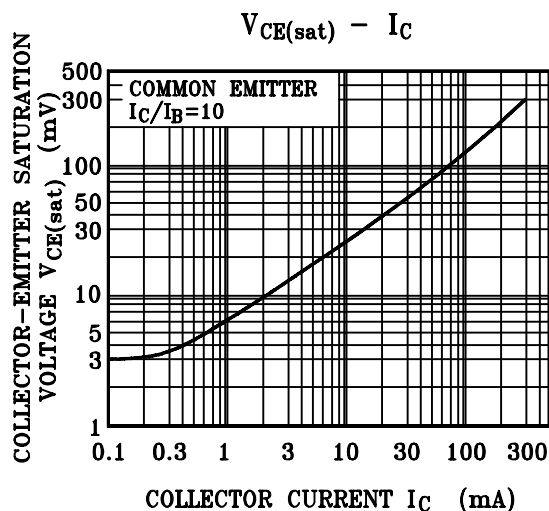
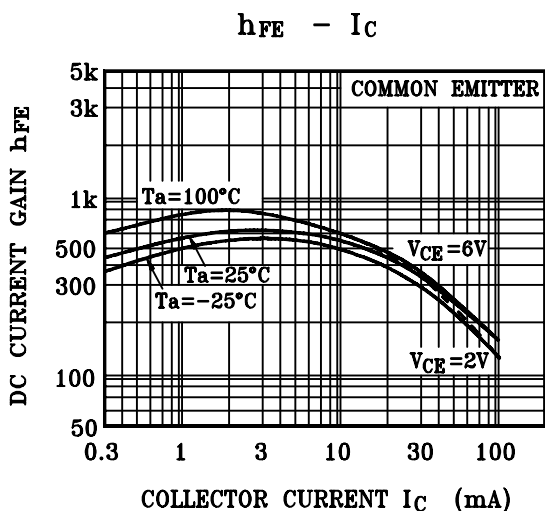
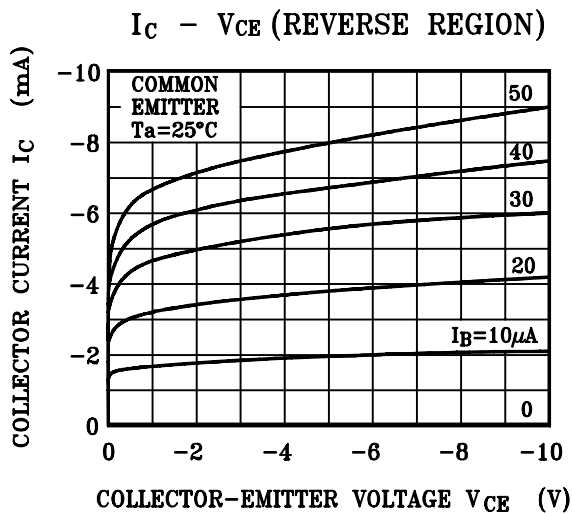
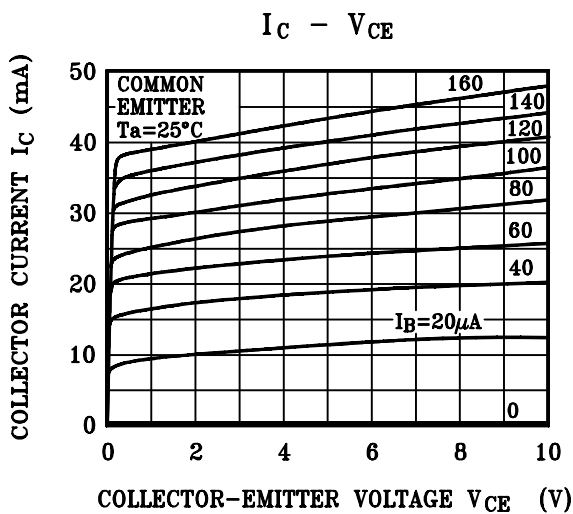


ELECTRICAL CHARACTERISTICS (Ta=25°C)

CHARACTERISTIC	SYMBOL	TEST CONDITION	MIN.	TYP.	MAX.	UNIT
Collector Cut-off Current	I_{CBO}	$V_{CB}=50V, I_E=0$	-	-	0.1	μA
Emitter Cut-off Current	I_{EBO}	$V_{EB}=25V, I_C=0$	-	-	0.1	μA
DC Current Gain (Note)	h_{FE}	$V_{CE}=2V, I_C=4mA$	200	-	1200	
Collector-Emitter Saturation Voltage	$V_{CE(sat)}$	$I_C=30mA, I_B=3mA$	-	0.042	0.3	V
Base-Emitter Voltage	V_{BE}	$V_{CE}=2V, I_C=4mA$	-	0.61	-	V
Transition Frequency	f_T	$V_{CE}=6V, I_C=4mA$	-	30	-	MHz
Collector Output Capacitance	C_{ob}	$V_{CB}=10V, I_E=0, f=1MHz$	-	4.8	7	pF
Switching Time	Turn-on Time	t_{ON}	-	160	-	nS
	Storage Time	t_{stg}	-	500	-	
	Fall Time	t_f	-	130	-	

DUTY CYCLE ≤ 2%

Note : h_{FE} Classification A: 200~700 , B: 350~1200



KTC2874

