



Micro Commercial Components

Micro Commercial Components
 20736 Marilla Street Chatsworth
 CA 91311
 Phone: (818) 701-4933
 Fax: (818) 701-4939

Features

- Fast Switching Speed
- Ultra Small Surface Mount Package
- For General Purpose Switching Applications
- High Conductance

Mechanical Data

- Case: SOD-323, Molded Plastic
- Polarity: Indicated by Cathode Band

Maximum Ratings @ 25°C Unless Otherwise Specified

Characteristic	Symbol	Value	Unit
Non-Repetitive Peak Reverse Volt.	V_{RM}	100	V
Peak Repetitive Reverse Voltage	V_{RRM}		
Working Peak Reverse Voltage	V_{RWM}	75	V
DC Blocking Voltage	V_R		
RMS Reverse Voltage	$V_{R(RMS)}$	53	V
Forward Continuous Current(Note1)	I_{FM}	500	mA
Average Rectified Output Current	I_o	250	mA
Non-Repetitive Peak @ $t=1.0\mu s$	I_{FSM}	4	A
Forward Surge Current @ $t=1.0s$		2	A
Power Dissipation(Note 1)	P_d	200	mW
Thermal Resistance(Note 1)	$R_{\theta JA}$	625	K/W
Operation/Storage Temp. Range	T_j, T_{STG}	-65 to +150	°C

Electrical Characteristics @ 25°C Unless Otherwise Specified

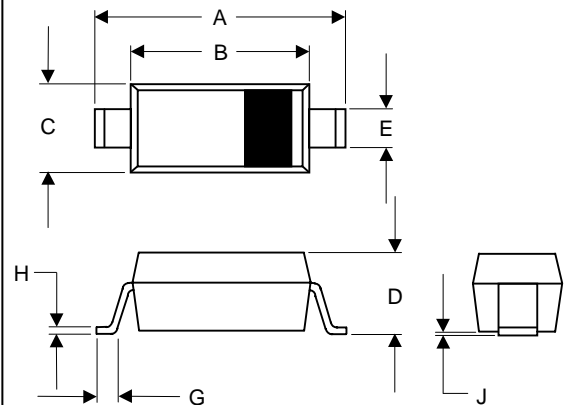
Charateristic	Symbol	Max	Unit	Test Cond.
Maximum Forward Voltage Drop	V_{FM}	0.720	V	$I_F=5.0mA$
		0.855		$I_F=10mA$
		1		$I_F=100mA$
		1.25		$I_F=150mA$
Maximum Peak Reverse Current	I_{RM}	2.5	uA	$V_R=75V$
		50		$V_R=75V T_j=150^\circ C$
		30		$V_R=25V T_j=150^\circ C$
		25		$V_R=20V$
Junction Capacitance	C_j	4	pF	$V_R=0V, f=1.0MHz$
Reverse Recovery Time	t_{rr}	4	ns	$I_F=I_R=10mA, I_{rr}=0.1I_R, R_L=100 OHM$

Note: 1. Valid provided that terminals are kept at ambient temperature

1N4448WX

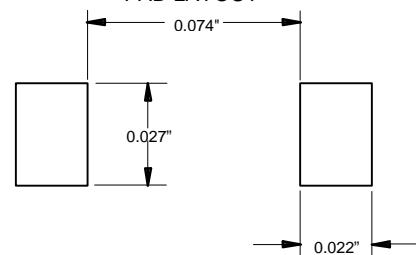
High Speed Switching Diode 200mW

SOD323



DIM	DIMENSIONS				NOTE
	INCHES		MM		
	MIN	MAX	MIN	MAX	
A	.090	.107	2.30	2.70	
B	.063	.071	1.60	1.80	
C	.045	.053	1.15	1.35	
D	.031	.045	0.80	1.15	
E	.010	.016	0.25	0.40	
G	.004	.018	0.10	0.45	
H	.004	.010	0.10	0.25	
J	-----	.006	-----	0.15	

SUGGESTED SOLDER PAD LAYOUT



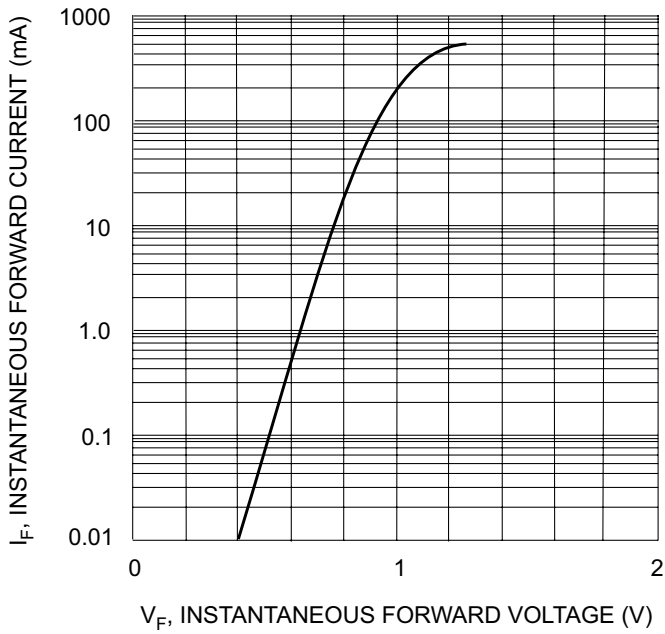


Fig. 1 Forward Characteristics

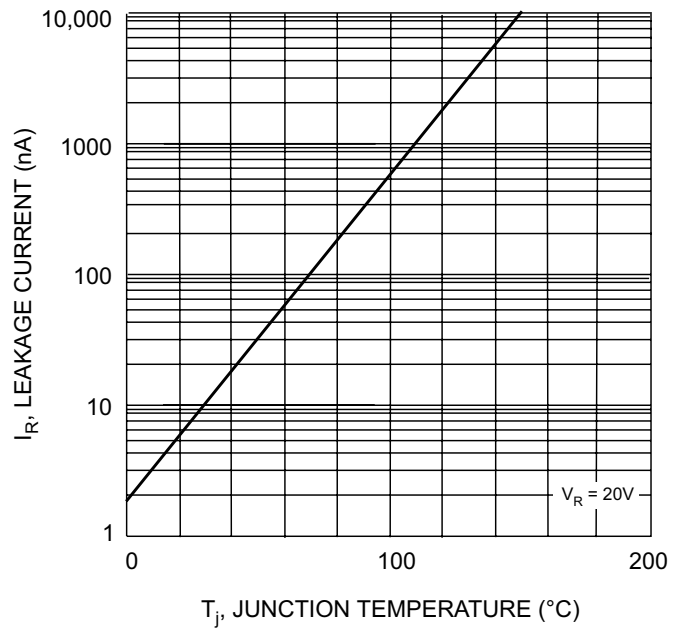


Fig. 2 Leakage Current vs Junction Temperature