


385 Mechanical Latching Relay/DPDT to 6PDT, 15 Amp Rating



The 385 relay is a mechanically latched, electrically reset relay. It can be furnished with two, four or six sets of double throw contacts. The molded, plastic dust cover snaps onto a standard DIN rail as well as incorporating mounting slots for panel mounting. The 385 does not have a dominant coil. If both coils are energized at the same time, all of the normally open contacts close and all the normally closed contacts open. If one coil, (Coil A) is de-energized, then the contacts on the opposite side (Coil B) will not transition until coil power is restored to the first coil (A).



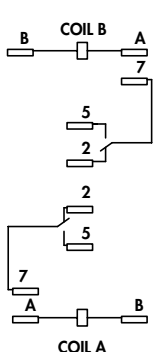
Easy DIN Rail or Flange Mounting

General Specifications

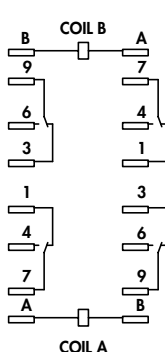
(UL 508)

Contact Characteristics		Units	385
Number and type of Contacts			DPDT, 4PDT, 6PDT
Contact materials			Silver Alloy
Thermal (Carrying) Current		A	15
Maximum Switching Voltage		V	600
Switching Current @ Voltage		~ Resistive	15A @ 240V 50/60Hz
		∴ Resistive	10A @ 28V
		~ HP	1/3 @ 120 VAC
		~ HP	1/2 @ 208 VAC to 600 VAC
Minimum Switching Requirement		mA	100 @ 5 VDC (.5W)
Coil Characteristics			
Voltage Range		~ V	12...240, 50/60 Hz
		∴ V	12...125
Operating Range	% of Nominal	~	85% to 110%
		∴	80% to 110%
Average consumption		~ VA	2
		∴ W	1.64
Drop-out voltage threshold		~	15%
		∴	10%
Performance Characteristics			
Electrical Life (UL508)	Operations @ Rated Current	(Resistive)	100,000
Mechanical Life			10,000,000
Operating time (response time)	Unpowered	ms	25
Dielectric strength	Between coil and contact	~ V(rms)	2000
	Between poles	~ V(rms)	1500
	Between contacts	~ V(rms)	1500
Environment			
Product certifications	Standard version		UL
Ambient air temperature around the device	Storage	°C	-40...+85
	Operation	°C	-40...+55
Vibration resistance	Operational	g-n	3, 10 - 55 Hz
Shock resistance		g-n	10
Degree of protection			IP 40
Weight		grams	85

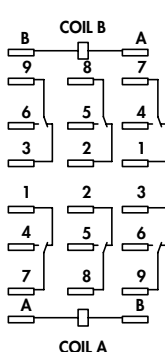
DPDT DC COIL



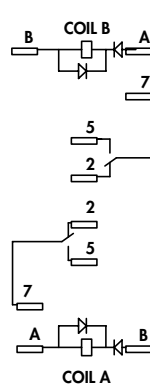
4PDT DC COIL



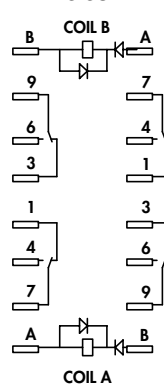
6PDT DC COIL



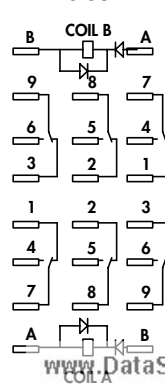
DPDT AC COIL



4PDT AC COIL



6PDT AC COIL





www.DataSheet4U.com

Standard Part Numbers

BOLD-FACED PART NUMBERS ARE NORMALLY STOCKED

Nominal Voltage	Coil Resistance	Part Number DPDT	Part Number 4PDT	Part Number 6PDT
AC Operated (Single Coil)				
12 VAC 50/60 HZ	30/30 Ohms	385XBX-12A	385XDX-12A	385XFX-12A
24 VAC 50/60 HZ	180/180 Ohms	385XBX-24A	385XDX-24A	385XFX-24A
120 VAC 50/60 HZ	3,800/3,800 Ohms	385XBX-120A	385XDX-120A	385XFX-120A
240 VAC 50/60 HZ	16,000/16,000 Ohms	385XBX-240A	385XDX-240A	385XFX-240A
DC Operated				
12 VDC	85/85 Ohms	385XBX-12D	385XDX-12D	385XFX-12D
24 VDC	340/340 Ohms	385XBX-24D	385XDX-24D	385XFX-24D
48 VDC	1,360/1,360 Ohms	385XBX-48D	385XDX-48D	385XFX-48D
110-125 VDC	9,000/9,000 Ohms	385XBX-110/125D	385XDX-110/125D	385XFX-110/125D

Part Number Builder

Temperature Class	Series	Contact Configuration	Coil Voltage
130° C = None	385	DPDT = XBX	VAC = 6 - 240A
155° C = F		4PDT = XDX	VDC = 6 - 125D
		6PDT = XFX	

