



Description

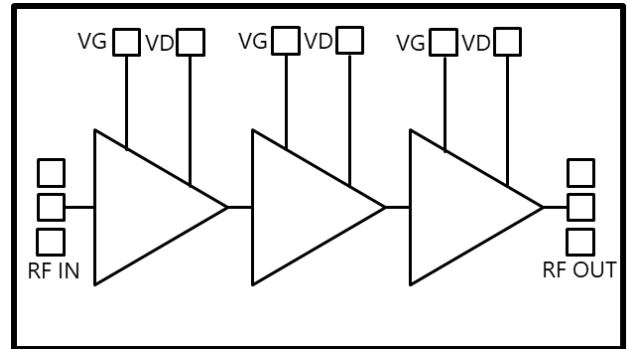
ICONICRF's ICP0349 is a 2 stage power amplifier, 50 ohm matched with integrated DC blocking capacitors packaged in a plastic QFN. Fabricated using a GaN on SiC process, ICP0349P operates from 2.7-3.5GHz with over 48dBm output power and 60% PAE. ICP0349 is well suited to both commercial and defense radar applications.

Features

- Frequency Range: 2.7-3.5GHz
- Pout: 48 dBm @ 24dBm Pin
- PAE: 60 %
- Small Signal Gain: 26.5dB
- Bias: VD=28V IDQ=200mA
- Technology: GaN on SiC
- Lead-free and RoHS compliant
- Package Dimensions: 7.0 x 7.0 x 0.85 mm

Applications

Image



Electrical Specifications | $V_D=28V$, $I_{DQ}=200mA$, $T_A=25^\circ C$, Pulsed=10% (pulse = 100us/1ms)

Parameter	Conditions	Min	Typ	Max	Units
Frequency		2.7		3.5	GHz
Output Power @ P_{sat}	Pin=24dBm	48	48.5		dBm
PAE @ P_{sat}	Pin=24dBm		60		%
Drain Current @ P_{sat}	Pin=24dBm		4.0		A
Small Signal Gain			26.5		dB
Input Return Loss			12		dB
Output Return Loss			5		dB



Absolute Maximum Ratings

Parameter	Absolute Maximum
Drain Voltage (V_D)	40.0V
Gate Voltage Range (V_G)	-5 to 0V
Gate Current (I_G)	5mA
Drain Current (CW) $T_A=25^\circ\text{C}$	4.3A
Power Dissipation (CW) $T_A=25^\circ\text{C}$ Power Dissipation (CW) $T_A=85^\circ\text{C}$	104W 73W
CW Input Power 50ohm, $T_A=25^\circ\text{C}$	+27dBm
Channel Temperature	275°C
Storage Temperature	-65°C to +150°C
Input Power VSWR (2:1), $V_D=20\text{V}$, $I_{DQ}=84\text{mA}$ $V_D=24\text{V}$, $I_{DQ}=84\text{mA}$	20dBm
Reflow Profile	260°C

Exceeding any one or combination of these limits may cause permanent damage to this device. ICONIC RF does not recommend sustained operation near these survivability limits.

Bias-Up Procedure

1. Set $V_G=-5\text{V}$
2. Set V_D to 28V
3. Adjust V_G positive until I_D quiescent is 200mA
4. Limit I_D to 7A
5. Apply RF Signal

Bias-down Procedure

1. Turn off R_F
2. Turn off V_D , allow drain capacitor to discharge
3. Turn off V_G .

Solderability

Compatible with the latest version of J-STD-020 Lead free solder.

Thermal and Reliability

Parameter	Value
Thermal Resistance $V_D=28\text{V}$, $I_{DQ}=1\text{A}$, $P_{Diss}=28\text{W}$ (DC,CW)	1.81°C/W

Notes

1. Package soldered to PCB
2. Thermal resistance calculated using IR measurement of the channel temperature to top of PCB.
3. Temperature at the base of the PCB maintained at 70°C

Ordering Information

Part No.	Description
ICP0349PP7-1-300I	7x7mm QFN Package
ICP0349P-1-501U	Evaluation Board with SMA connectors

Handling Procedures

Please observe the following precautions to avoid damage:

Static Sensitivity

Integrated Circuits are sensitive to electrostatic discharge (ESD) and can be damaged by static electricity. Proper ESD control techniques should be used when handling these devices.

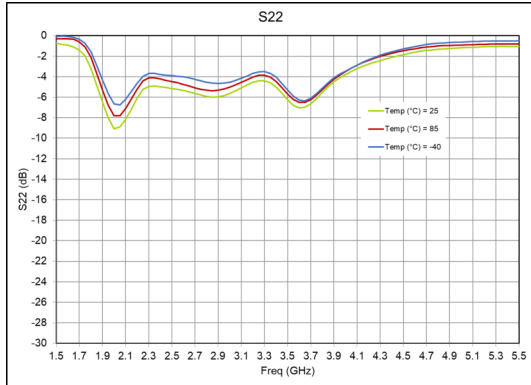
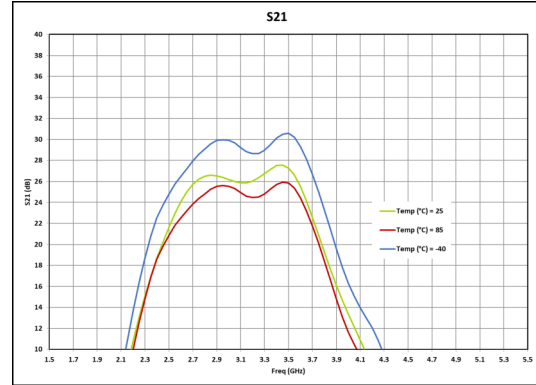
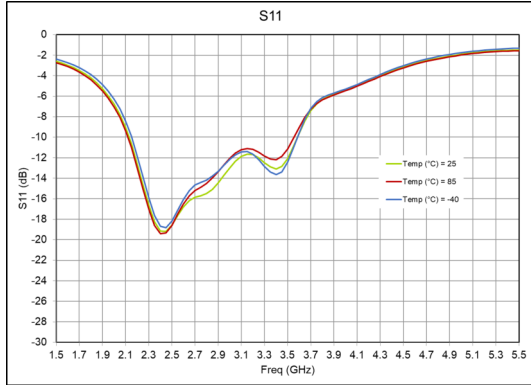
Moisture Sensitivity Level

Level 3 (IPC/JEDEC J-STD-020)

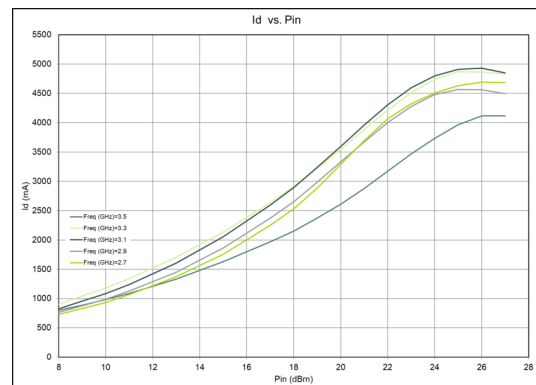
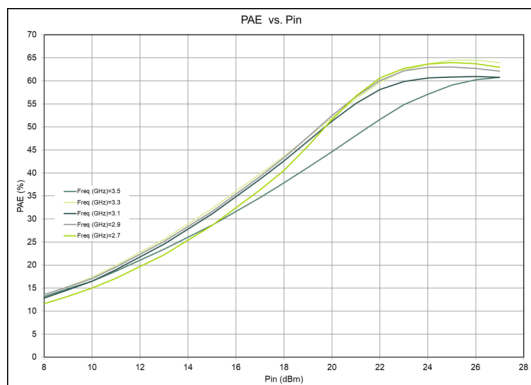
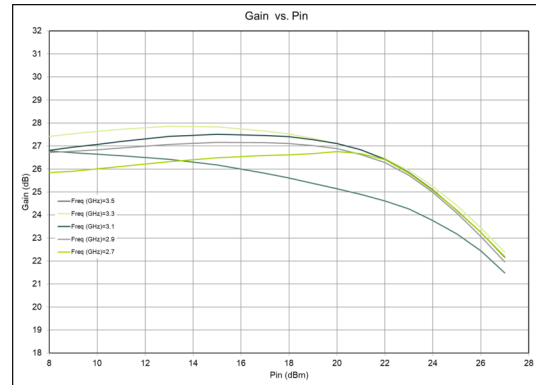
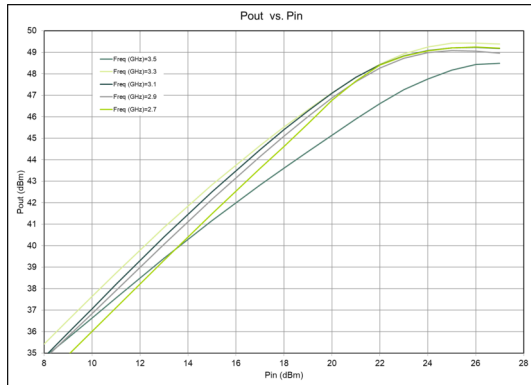


Typical Performance

S-Parameter Performance | Test Conditions unless otherwise stated | $V_D=28V$, $I_{DQ}=200mA$, $T_A=-40^{\circ}C$, $25^{\circ}C$, $85^{\circ}C$

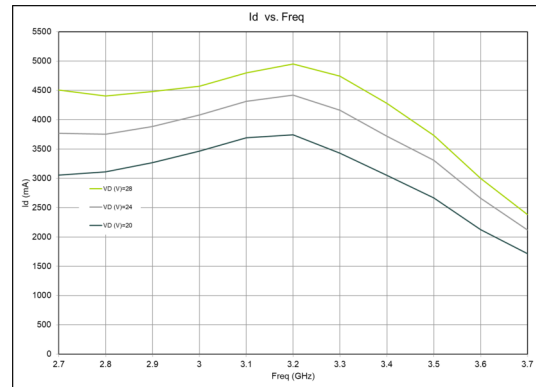
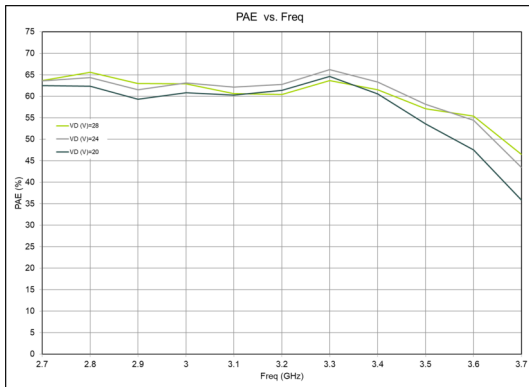
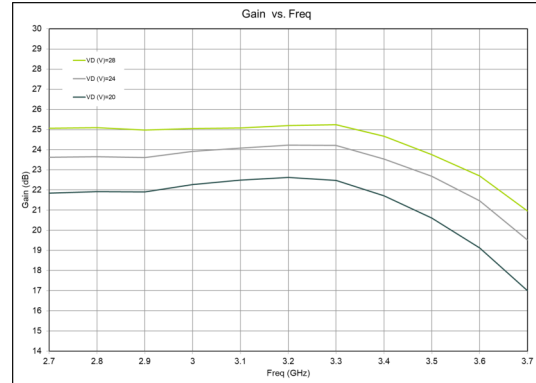
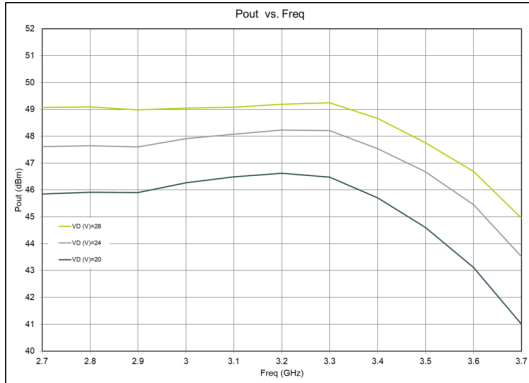


Power Performance | Test Conditions unless otherwise stated | $V_D=28V$, $I_{DQ}=200mA$, $T_A=25^{\circ}C$, Pulsed (100 μ s/1ms)

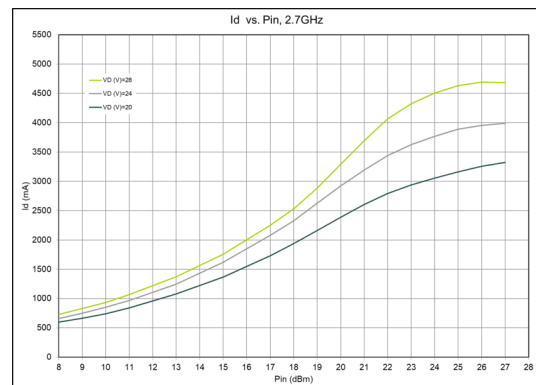
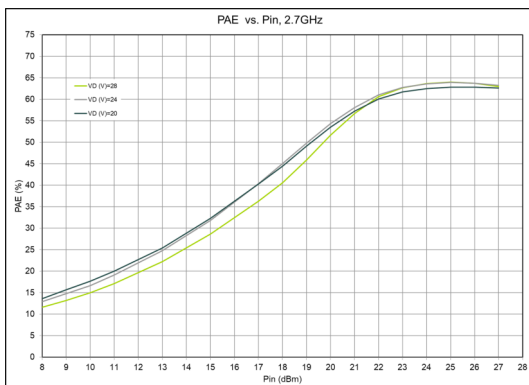
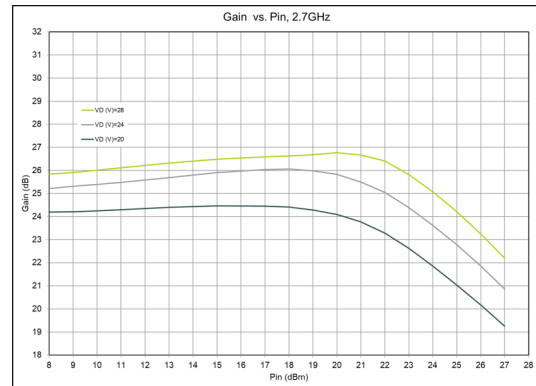
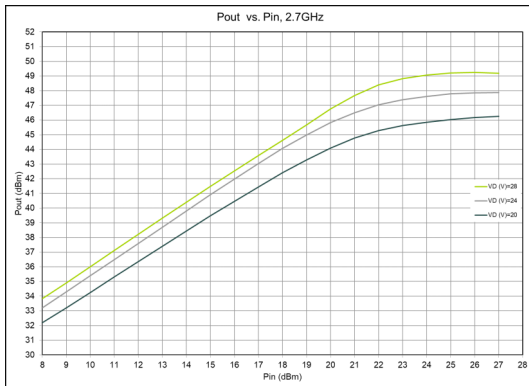




Power Performance vs. Frequency | Test Conditions unless otherwise stated | $P_{IN}=24dBm$, $I_{DQ}=200mA$, $T_A=25^\circ C$, Pulsed (100 $\mu s/1ms$)

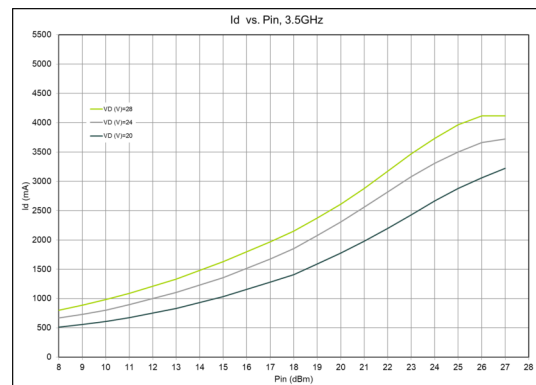
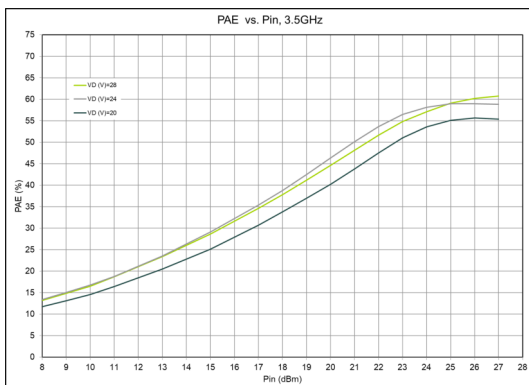
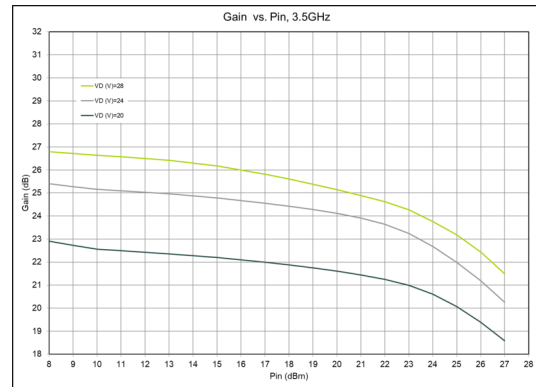
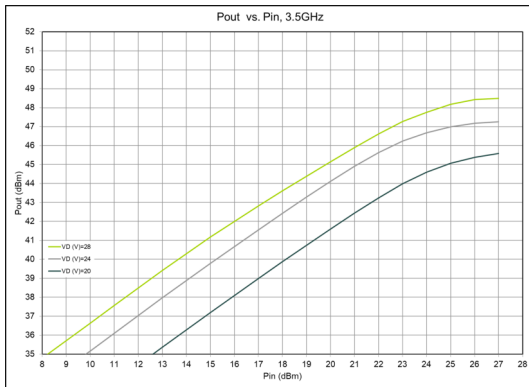
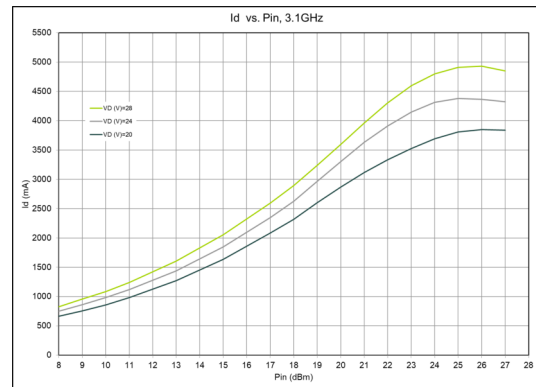
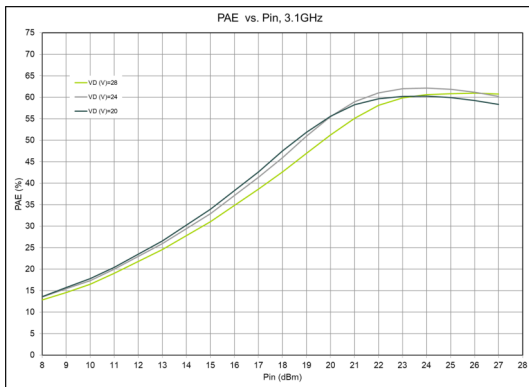
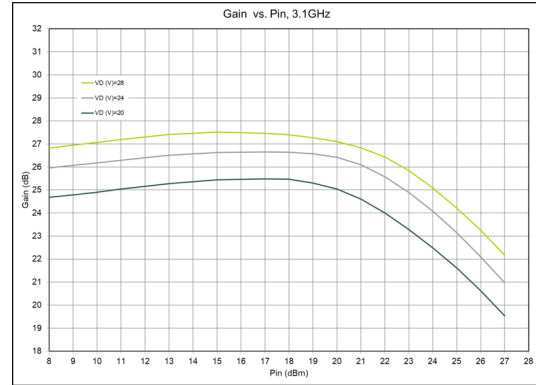
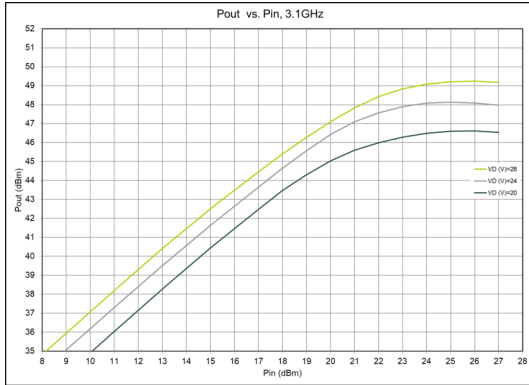


Power Performance | Test Conditions unless otherwise stated | $V_D=20V, 24V, 28V$, $I_{DQ}=200mA$, $T_A=25^\circ C$, Pulsed (100 $\mu s/1ms$)



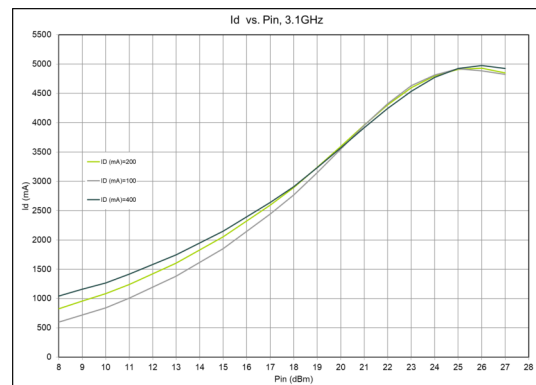
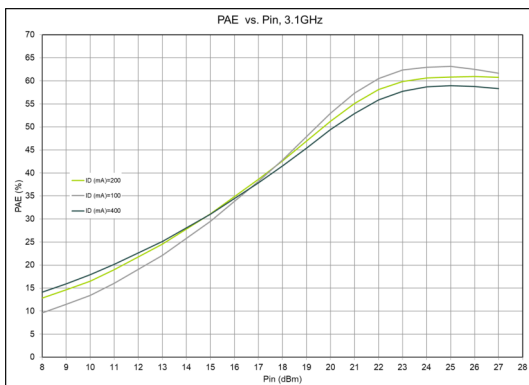
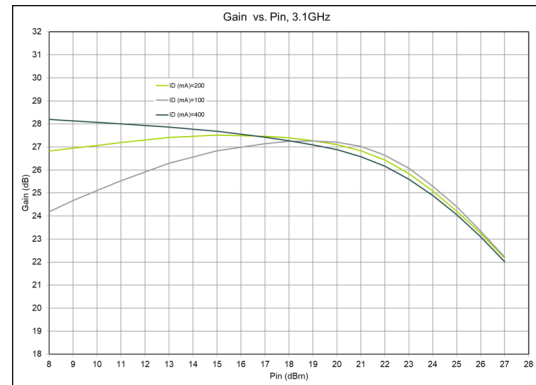
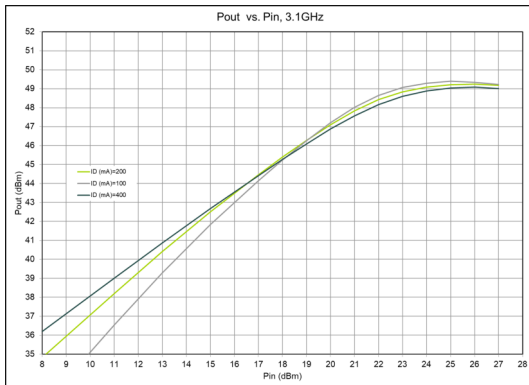
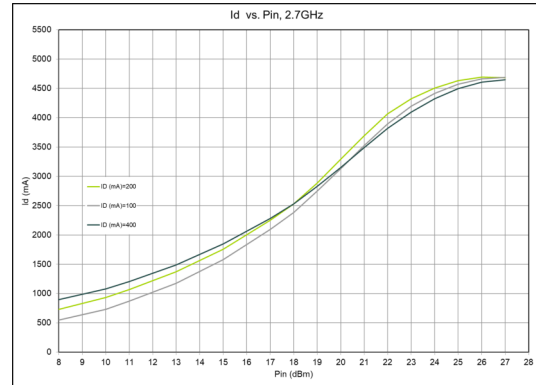
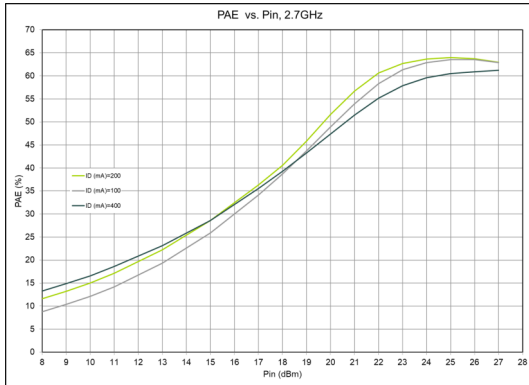
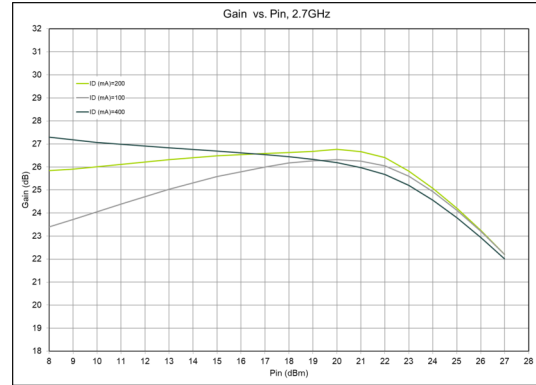
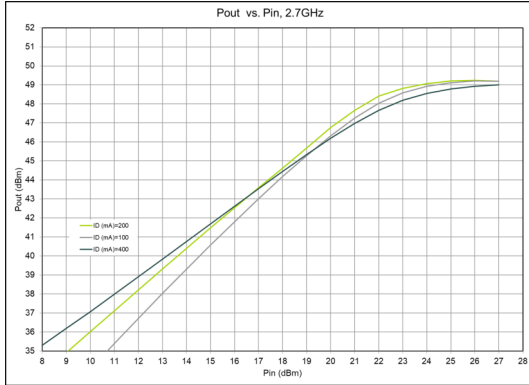


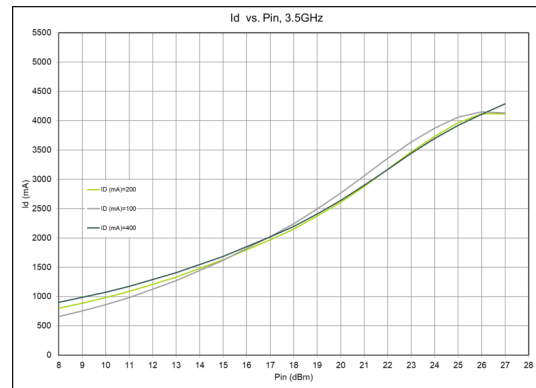
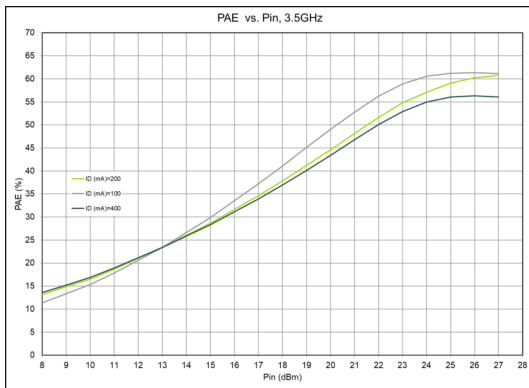
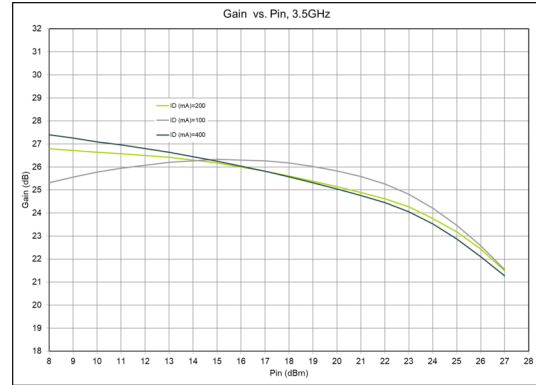
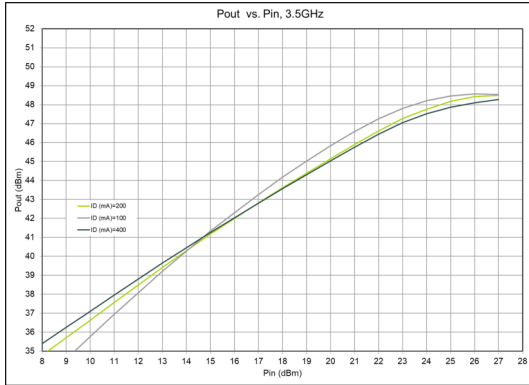
Power Performance | Test Conditions unless otherwise stated | $V_D=20V, 24V, 28V, I_{DQ}=200mA, T_A=25^\circ C, Pulsed (100\mu s/1ms)$



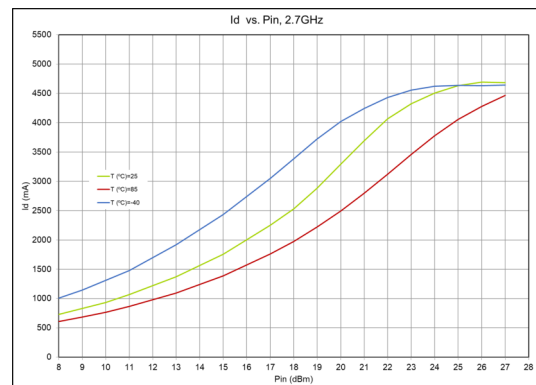
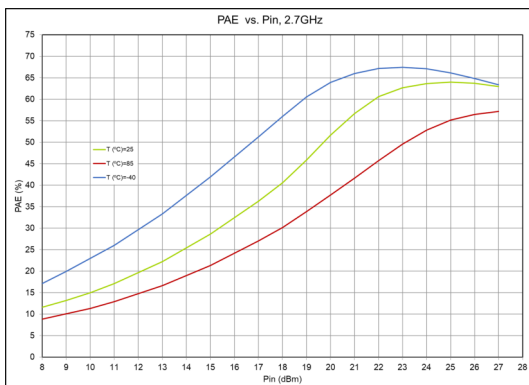
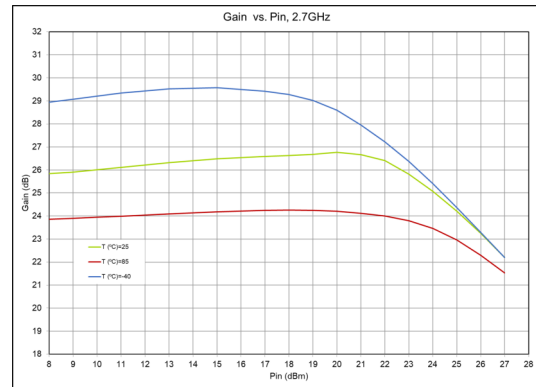
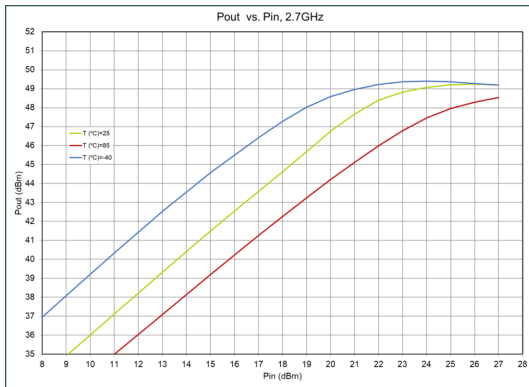


Power Performance | Test Conditions unless otherwise stated | $V_D=28V$, $I_{DQ}=100mA$, $200mA$, $400mA$, $T_A=25^\circ C$, Pulsed ($100\mu s/1ms$)



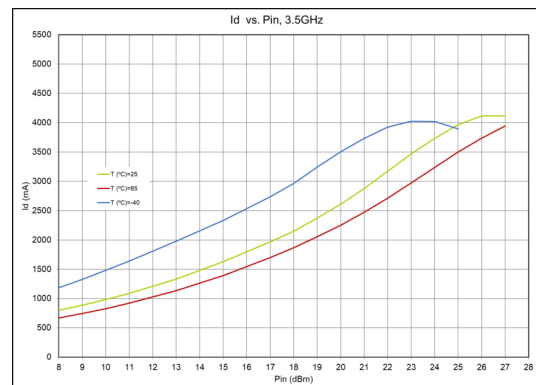
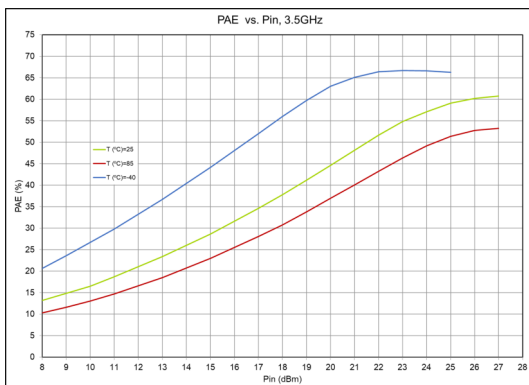
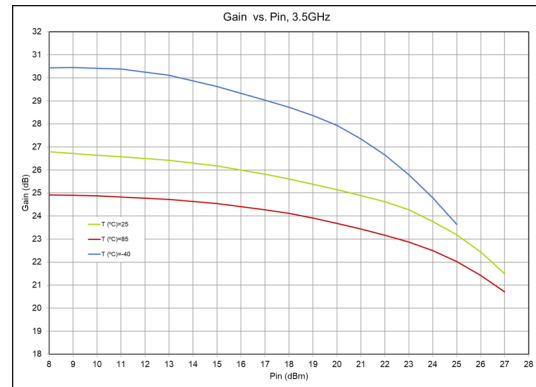
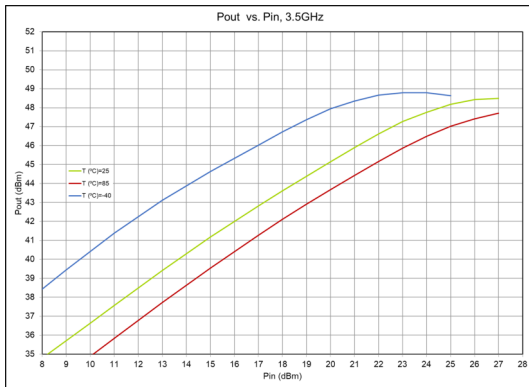
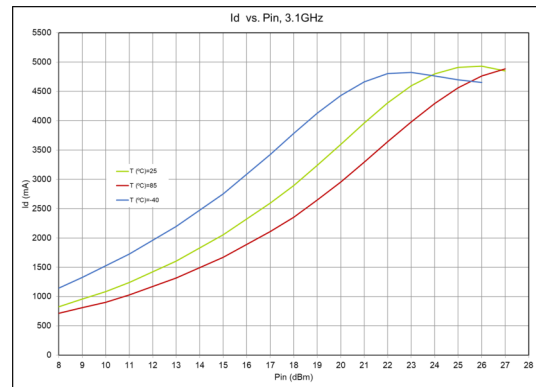
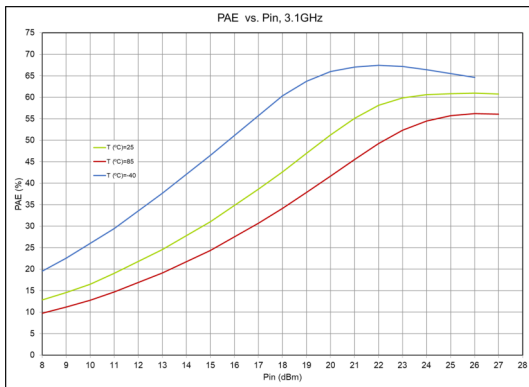
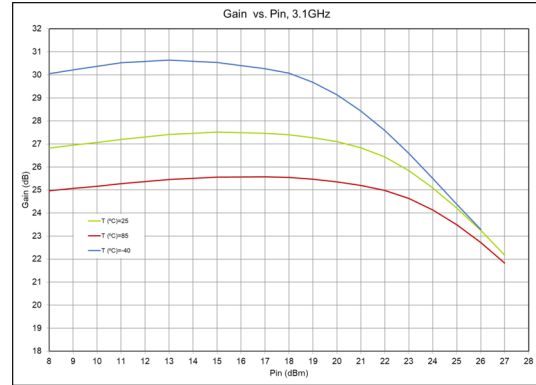
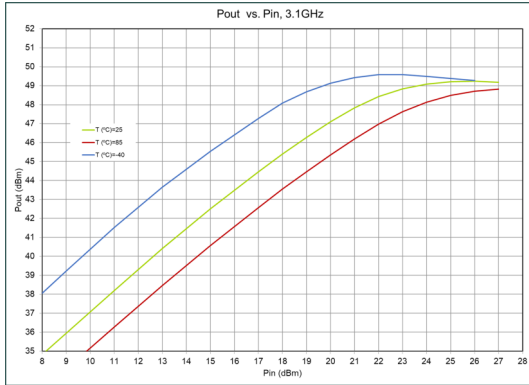


Power Performance | Test Conditions unless otherwise stated | $V_D=28V$, $I_{DQ}=200mA$, $T_A=-40^{\circ}C$, $25^{\circ}C$, $85^{\circ}C$, Pulsed ($100\mu s/1ms$)



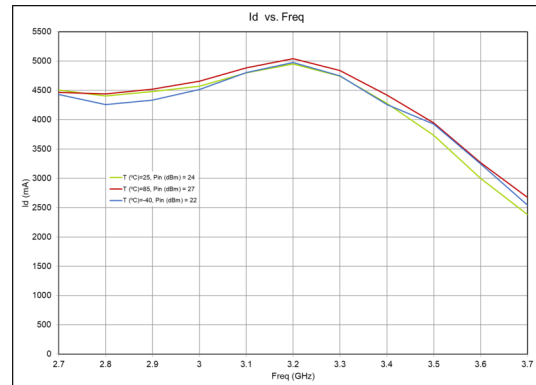
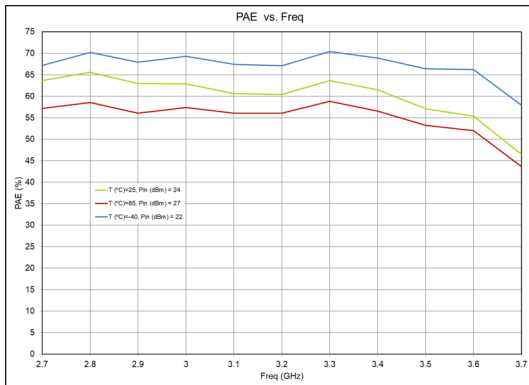
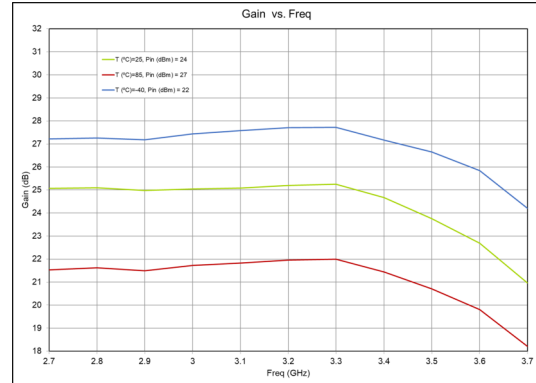
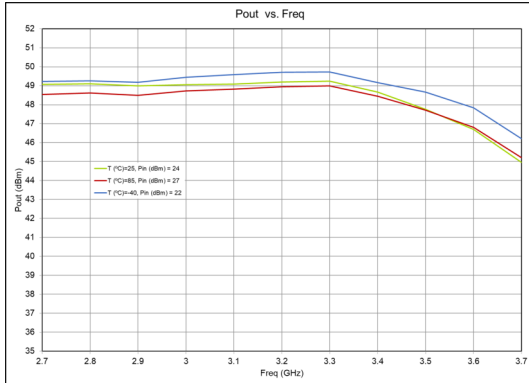


Power Performance | Test Conditions unless otherwise stated | $V_D=28V$, $I_{DQ}=200mA$, $T_A=-40^{\circ}C$, $25^{\circ}C$, $85^{\circ}C$, Pulsed ($100\mu s/1ms$)



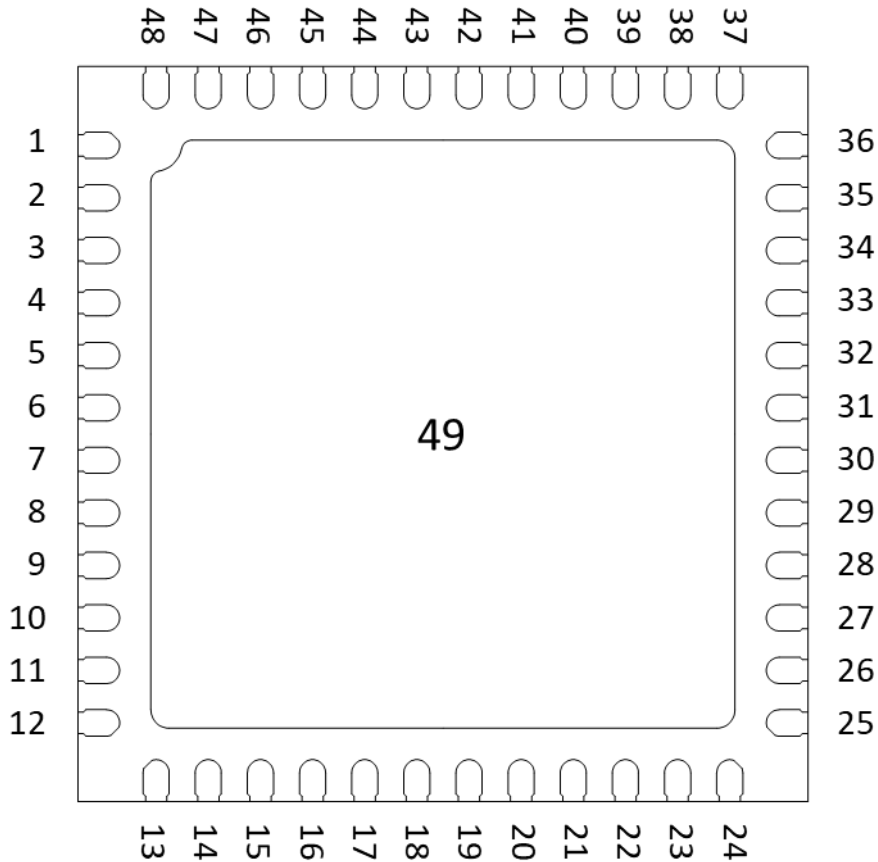


Power Performance vs. Frequency | Test Conditions unless otherwise stated | $V_D=28V$, $I_{DQ}=200mA$, $T_A=-40^{\circ}C$, $25^{\circ}C$, $85^{\circ}C$, Pulsed ($100\mu s/1ms$)





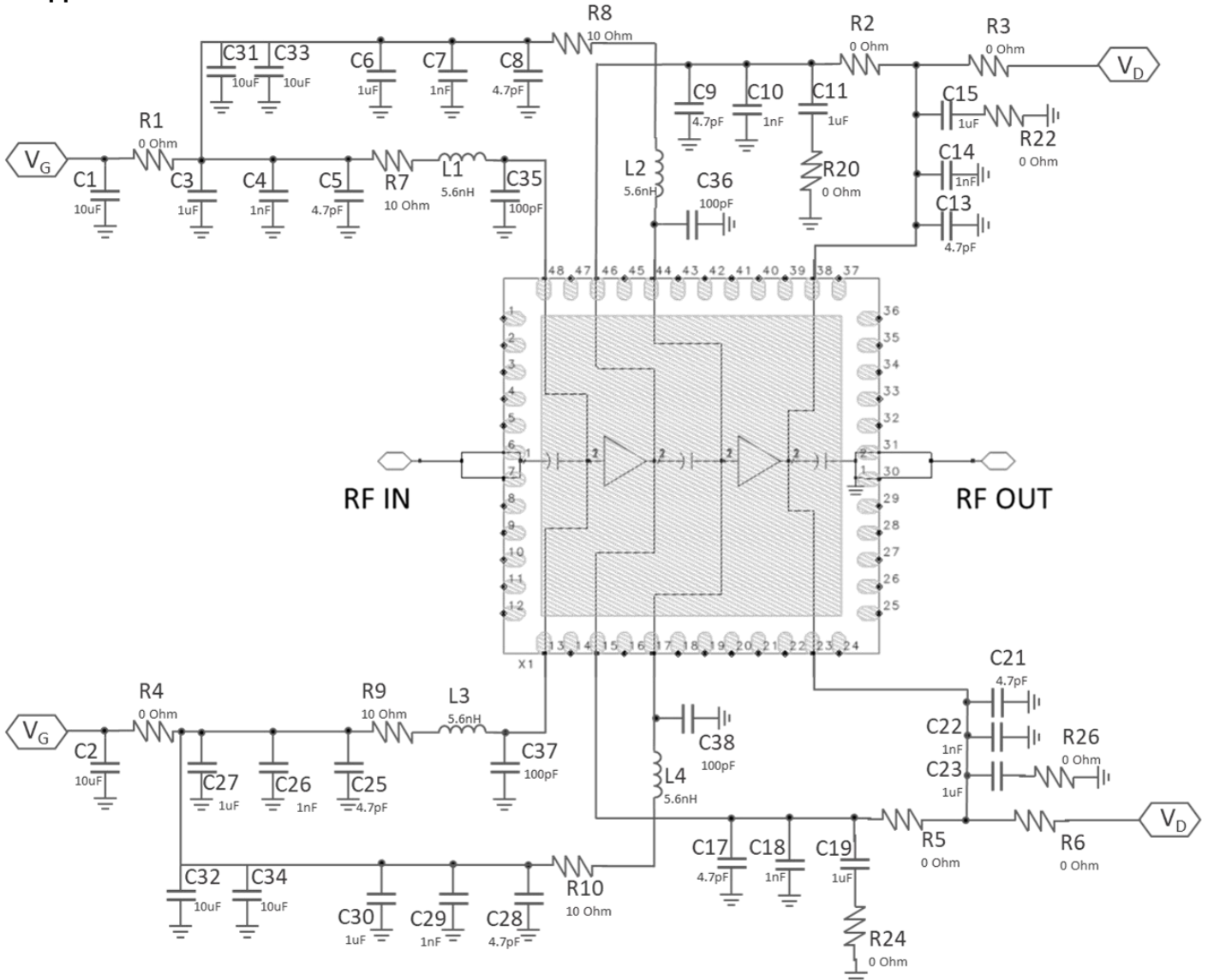
Pinout



Pad No	Function	Description
1-5, 8-12, 14, 16, 18-22, 24-29, 32-37, 39-43, 45, 47	NC	Not connected. Can be grounded
49	GND	Ground Connection
6, 7	RFIN	RF input, 50 ohm, DC blocked
13, 48	V_{G1}	1 st stage gate bias, decoupling and bypass caps required, must be biased from both pins (V_{G1} and V_{G2} can be tied together in application)
15, 46	V_{D1}	1 st stage drain voltage, decoupling and bypass caps required, must be biased from both pins (V_{D1} and V_{D2} can be tied together in application)
17, 44	V_{G2}	2 nd stage gate bias, decoupling and bypass caps required, must be biased from both pins (V_{G1} and V_{G2} can be tied together in application)
23, 38	V_{D2}	2 nd stage drain voltage, decoupling and bypass caps required, must be biased from both pins (V_{D1} and V_{D2} can be tied together in application)
30, 31	RFOUT	RF output, 50 ohm, DC blocked, pin is DC grounded



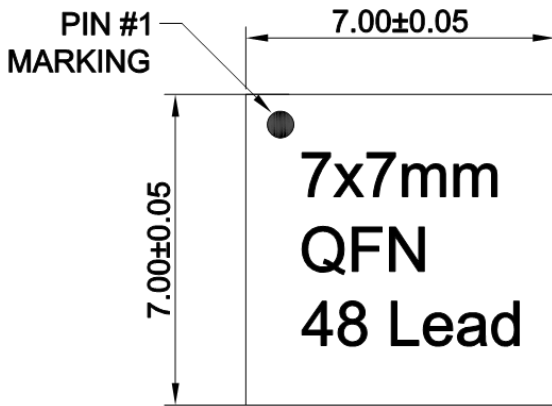
Application Circuit



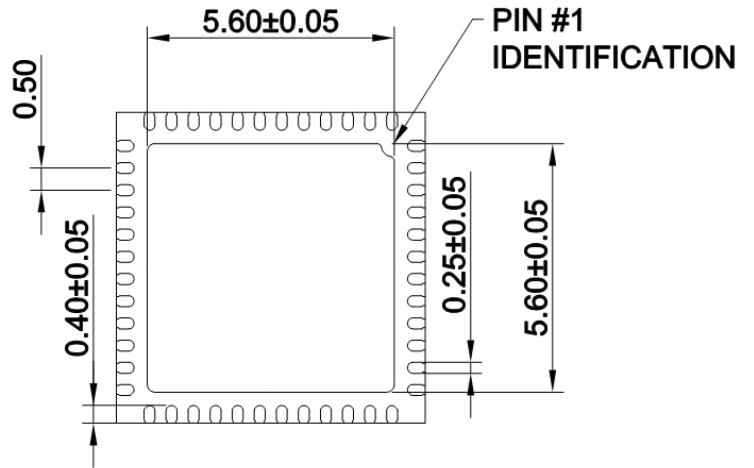
Component ID	Value	Details	Qty	Manufacturer Part No.
C1, C2	10uF	10uF Capacitor 1206	2	Various
C31 - C34	10uF	10uF Capacitor 0603	4	Various
C3, C6, C11, C15, C19, C23, C27, C30	1uF	1uF Capacitor 0402, X8R, 50V	10	Various
C4, C7, C10, C14, C18, C22, C26, C29	1nF	1nF Capacitor 0402, C0G, 50V	8	Various
C35 - C38	100pF	100pF Capacitor 0402, C0G, 50V	4	Various
C5, C8, C9, C13, C17, C21, C25, C28	4.7pF	4.7pF Capacitor 0402, C0G, 50V	8	Various
L1 - L4	5.6nH	5.6nH Inductor 0402	4	Various
R7 - R10	10ohm	10ohm Resistor 0402	4	Various
R20, R22, R24, R26	0ohm	0ohm Resistor 0402 (link)	6	Various
R1, R2, R3, R4, R5, R6	0ohm	0ohm Resistor 2010 (link)	6	Various



Mechanical Drawing



TOP VIEW

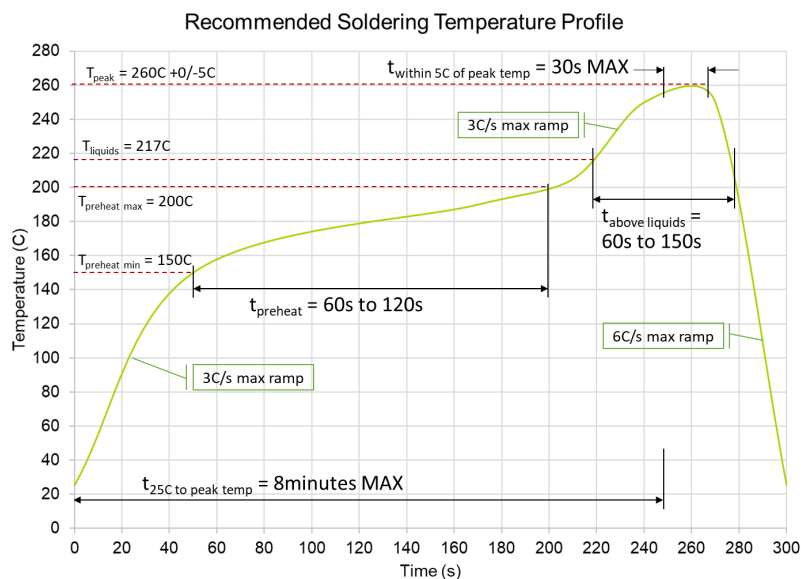


BOTTOM VIEW



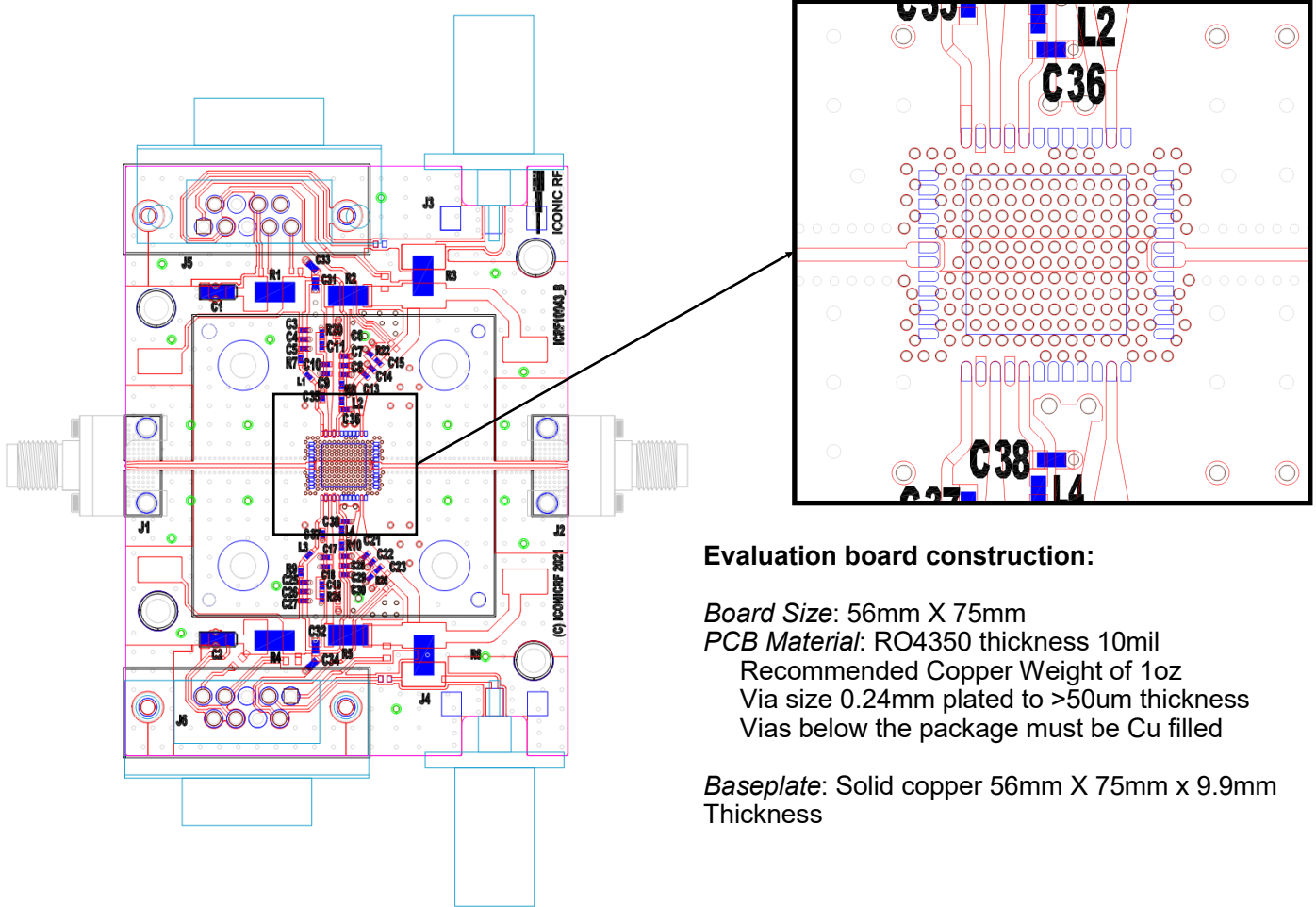
SIDE VIEW

Units: mm





Evaluation Board



Evaluation board construction:

Board Size: 56mm X 75mm

PCB Material: RO4350 thickness 10mil

Recommended Copper Weight of 1oz

Via size 0.24mm plated to >50um thickness

Vias below the package must be Cu filled

Baseplate: Solid copper 56mm X 75mm x 9.9mm Thickness

Component ID	Value	Details	Qty	Manufacturer Part No.
J1, J2	n/a	HLT End Launch connector	2	CPSM-KF-01A
J3, J4	n/a	Amphenol BNC Panel Jack	2	112639
J5, J6	n/a	9way Dsub connector	2	Various
C1, C2	10uF	10uF Capacitor 1206	2	Various
C31 - C34	10uF	10uF Capacitor 0603	4	Various
C3, C6, C11, C15, C19, C23, C27, C30	1uF	1uF Capacitor 0402, X8R, 50V	10	Various
C4, C7, C10, C14, C18, C22, C26, C29	1nF	1nF Capacitor 0402, C0G, 50V	8	Various
C35 - C38	100pF	100pF Capacitor 0402, C0G, 50V	4	Various
C5, C8, C9, C13, C17, C21, C25, C28	4.7pF	4.7pF Capacitor 0402, C0G, 50V	8	Various
L1 - L4	5.6nH	5.6nH Inductor 0402	4	Various
R7 - R10	10ohm	10ohm Resistor 0402	4	Various
R20, R22, R24, R26	0ohm	0ohm Resistor 0402 (link)	6	Various
R1, R2, R3, R4, R5, R6	0ohm	0ohm Resistor 2010 (link)	6	Various



The Microchip Website

Microchip provides online support via our website at www.microchip.com/. This website is used to make files and information easily available to customers. Some of the content available includes:

- Product Support – Data sheets and errata, application notes and sample programs, design resources, user's guides and hardware support documents, latest software releases and archived software
- General Technical Support – Frequently Asked Questions (FAQs), technical support requests, online discussion groups, Microchip design partner program member listing
- Business of Microchip – Product selector and ordering guides, latest Microchip press releases, listing of seminars and events, listings of Microchip sales offices, distributors and factory representatives

Product Change Notification Service

Microchip's product change notification service helps keep customers current on Microchip products. Subscribers will receive email notification whenever there are changes, updates, revisions or errata related to a specified product family or development tool of interest.

To register, go to www.microchip.com/pcn and follow the registration instructions.

Customer Support

Users of Microchip products can receive assistance through several channels:

- Distributor or Representative
- Local Sales Office
- Embedded Solutions Engineer (ESE)
- Technical Support

Customers should contact their distributor, representative or ESE for support. Local sales offices are also available to help customers. A listing of sales offices and locations is included in this document.

Technical support is available through the website at: www.microchip.com/support

Microchip Devices Code Protection Feature

Note the following details of the code protection feature on Microchip products:

Microchip products meet the specifications contained in their particular Microchip Data Sheet.

- Microchip believes that its family of products is secure when used in the intended manner, within operating specifications, and under normal conditions.
- Microchip values and aggressively protects its intellectual property rights. Attempts to breach the code protection features of Microchip product is strictly prohibited and may violate the Digital Millennium Copyright Act.
- Neither Microchip nor any other semiconductor manufacturer can guarantee the security of its code. Code protection does not mean that we are guaranteeing the product is "unbreakable". Code protection is constantly evolving. Microchip is committed to continuously improving the code protection features of our products.

Legal Notice

This publication and the information herein may be used only with Microchip products, including to design, test, and integrate Microchip products with your application. Use of this information in any other manner violates these terms. Information regarding device applications is provided only for your convenience and may be superseded by updates. It is your responsibility to ensure that your application meets with your specifications. Contact your local Microchip sales office for additional support or, obtain additional support at www.microchip.com/en-us/support/design-help/client-support-services.



THIS INFORMATION IS PROVIDED BY MICROCHIP "AS IS". MICROCHIP MAKES NO REPRESENTATIONS OR WARRANTIES OF ANY KIND WHETHER EXPRESS OR IMPLIED, WRITTEN OR ORAL, STATUTORY OR OTHERWISE, RELATED TO THE INFORMATION INCLUDING BUT NOT LIMITED TO ANY IMPLIED WARRANTIES OF NON-INFRINGEMENT, MERCHANTABILITY, AND FITNESS FOR A PARTICULAR PURPOSE, OR WARRANTIES RELATED TO ITS CONDITION, QUALITY, OR PERFORMANCE.

IN NO EVENT WILL MICROCHIP BE LIABLE FOR ANY INDIRECT, SPECIAL, PUNITIVE, INCIDENTAL, OR CONSEQUENTIAL LOSS, DAMAGE, COST, OR EXPENSE OF ANY KIND WHATSOEVER RELATED TO THE INFORMATION OR ITS USE, HOWEVER CAUSED, EVEN IF MICROCHIP HAS BEEN ADVISED OF THE POSSIBILITY OR THE DAMAGES ARE FORESEEABLE. TO THE FULLEST EXTENT ALLOWED BY LAW, MICROCHIP'S TOTAL LIABILITY ON ALL CLAIMS IN ANY WAY RELATED TO THE INFORMATION OR ITS USE WILL NOT EXCEED THE AMOUNT OF FEES, IF ANY, THAT YOU HAVE PAID DIRECTLY TO MICROCHIP FOR THE INFORMATION.

Use of Microchip devices in life support and/or safety applications is entirely at the buyer's risk, and the buyer agrees to defend, indemnify and hold harmless Microchip from any and all damages, claims, suits, or expenses resulting from such use. No licenses are conveyed, implicitly or otherwise, under any Microchip intellectual property rights unless otherwise stated.

Trademarks

The Microchip name and logo, the Microchip logo, Adaptec, AVR, AVR logo, AVR Freaks, BesTime, BitCloud, CryptoMemory, CryptoRF, dsPIC, flexPWR, HELDO, IGLOO, JukeBlox, KeeLoq, Kleer, LANCheck, LinkMD, maXStylus, maXTouch, MedialB, megaAVR, Microsemi, Microsemi logo, MOST, MOST logo, MPLAB, OptoLyzer, PIC, picoPower, PICSTART, PIC32 logo, PolarFire, Prochip Designer, QTouch, SAM-BA, SenGenuity, SpyNIC, SST, SST Logo, SuperFlash, Symmetricom, SyncServer, Tachyon, TimeSource, tinyAVR, UNI/O, Vectron, and XMEGA are registered trademarks of Microchip Technology Incorporated in the U.S.A. and other countries.

AgileSwitch, APT, ClockWorks, The Embedded Control Solutions Company, EtherSynch, Flashtec, Hyper Speed Control, HyperLight Load, Libero, motorBench, mTouch, Powermite 3, Precision Edge, ProASIC, ProASIC Plus, ProASIC Plus logo, Quiet-Wire, SmartFusion, SyncWorld, Temux, TimeCesium, TimeHub, TimePictra, TimeProvider, TrueTime, and ZL are registered trademarks of Microchip Technology Incorporated in the U.S.A.

Adjacent Key Suppression, AKS, Analog-for-the-Digital Age, Any Capacitor, AnyIn, AnyOut, Augmented Switching, BlueSky, BodyCom, Clockstudio, CodeGuard, CryptoAuthentication, CryptoAutomotive, CryptoCompanion, CryptoController, dsPICDEM, dsPICDEM.net, Dynamic Average Matching, DAM, ECAN, Espresso T1S, EtherGREEN, GridTime, IdealBridge, In-Circuit Serial Programming, ICSP, INICnet, Intelligent Paralleling, IntelliMOS, Inter-Chip Connectivity, JitterBlocker, Knob-on-Display, KoD, maxCrypto, maxView, memBrain, Mindi, MiWi, MPASM, MPF, MPLAB Certified logo, MPLIB, MPLINK, MultiTRAK, NetDetach, Omniscient Code Generation, PICDEM, PICDEM.net, PICkit, PICtail, PowerSmart, PureSilicon, QMatrix, REAL ICE, Ripple Blocker, RTAX, RTG4, SAM-ICE, Serial Quad I/O, simpleMAP, SimpliPHY, SmartBuffer, SmartHLS, SMART-I.S., storClad, SQI, SuperSwitcher, SuperSwitcher II, Switchtec, SynchroPHY, Total Endurance, Trusted Time, TSHARC, USBCheck, VariSense, VectorBlox, VeriPHY, ViewSpan, WiperLock, XpressConnect, and ZENA are trademarks of Microchip Technology Incorporated in the U.S.A. and other countries.

SQTP is a service mark of Microchip Technology Incorporated in the U.S.A.

The Adaptec logo, Frequency on Demand, Silicon Storage Technology, and Symmcom are registered trademarks of Microchip Technology Inc. in other countries.

GestIC is a registered trademark of Microchip Technology Germany II GmbH & Co. KG, a subsidiary of Microchip

Technology Inc., in other countries.

All other trademarks mentioned herein are property of their respective companies.

© 2022, Microchip Technology Incorporated and its subsidiaries. All Rights Reserved.

ISBN: 978-1-5224-9497-3



Worldwide Sales and Service

AMERICAS	ASIA/PACIFIC	ASIA/PACIFIC	EUROPE
Corporate Office 2355 West Chandler Blvd. Chandler, AZ 85224-6199 Tel: 480-792-7200 Fax: 480-792-7277 Technical Support: www.microchip.com/support Web Address: www.microchip.com Atlanta Duluth, GA Tel: 678-957-9614 Fax: 678-957-1455 Austin, TX Tel: 512-257-3370 Boston Westborough, MA Tel: 774-760-0087 Fax: 774-760-0088 Chicago Itasca, IL Tel: 630-285-0071 Fax: 630-285-0075 Dallas Addison, TX Tel: 972-818-7423 Fax: 972-818-2924 Detroit Novi, MI Tel: 248-848-4000 Houston, TX Tel: 281-894-5983 Indianapolis Noblesville, IN Tel: 317-773-8323 Fax: 317-773-5453 Tel: 317-536-2380 Los Angeles Mission Viejo, CA Tel: 949-462-9523 Fax: 949-462-9608 Tel: 951-273-7800 Raleigh, NC Tel: 919-844-7510 New York, NY Tel: 631-435-6000 San Jose, CA Tel: 408-735-9110 Tel: 408-436-4270 Canada - Toronto Tel: 905-695-1980 Fax: 905-695-2078	Australia - Sydney Tel: 61-2-9868-6733 China - Beijing Tel: 86-10-8569-7000 China - Chengdu Tel: 86-28-8665-5511 China - Chongqing Tel: 86-23-8980-9588 China - Dongguan Tel: 86-769-8702-9880 China - Guangzhou Tel: 86-20-8755-8029 China - Hangzhou Tel: 86-571-8792-8115 China - Hong Kong SAR Tel: 852-2943-5100 China - Nanjing Tel: 86-25-8473-2460 China - Qingdao Tel: 86-532-8502-7355 China - Shanghai Tel: 86-21-3326-8000 China - Shenyang Tel: 86-24-2334-2829 China - Shenzhen Tel: 86-755-8864-2200 China - Suzhou Tel: 86-186-6233-1526 China - Wuhan Tel: 86-27-5980-5300 China - Xian Tel: 86-29-8833-7252 China - Xiamen Tel: 86-592-2388138 China - Zhuhai Tel: 86-756-3210040	India - Bangalore Tel: 91-80-3090-4444 India - New Delhi Tel: 91-11-4160-8631 India - Pune Tel: 91-20-4121-0141 Japan - Osaka Tel: 81-6-6152-7160 Japan - Tokyo Tel: 81-3-6880-3770 Korea - Daegu Tel: 82-53-744-4301 Korea - Seoul Tel: 82-2-554-7200 Malaysia - Kuala Lumpur Tel: 60-3-7651-7906 Malaysia - Penang Tel: 60-4-227-8870 Philippines - Manila Tel: 63-2-634-9065 Singapore Tel: 65-6334-8870 Taiwan - Hsin Chu Tel: 886-3-577-8366 Taiwan - Kaohsiung Tel: 886-7-213-7830 Taiwan - Taipei Tel: 886-2-2508-8600 Thailand - Bangkok Tel: 66-2-694-1351 Vietnam - Ho Chi Minh Tel: 84-28-5448-2100	Austria - Wels Tel: 43-7242-2244-39 Fax: 43-7242-2244-393 Denmark - Copenhagen Tel: 45-4485-5910 Fax: 45-4485-2829 Finland - Espoo Tel: 358-9-4520-820 France - Paris Tel: 33-1-69-53-63-20 Fax: 33-1-69-30-90-79 Germany - Garching Tel: 49-8931-9700 Germany - Haan Tel: 49-2129-3766400 Germany - Heilbronn Tel: 49-7131-72400 Germany - Karlsruhe Tel: 49-721-625370 Germany - Munich Tel: 49-89-627-144-0 Fax: 49-89-627-144-44 Germany - Rosenheim Tel: 49-8031-354-560 Israel - Ra'anana Tel: 972-9-744-7705 Italy - Milan Tel: 39-0331-742611 Fax: 39-0331-466781 Italy - Padova Tel: 39-049-7625286 Netherlands - Drunen Tel: 31-416-690399 Fax: 31-416-690340 Norway - Trondheim Tel: 47-72884388 Poland - Warsaw Tel: 48-22-3325737 Romania - Bucharest Tel: 40-21-407-87-50 Spain - Madrid Tel: 34-91-708-08-90 Fax: 34-91-708-08-91 Sweden - Gothenberg Tel: 46-31-704-60-40 Sweden - Stockholm Tel: 46-8-5090-4654 UK - Wokingham Tel: 44-118-921-5800 Fax: 44-118-921-5820