

# SKM 100GB063D



SEMITRANS™ 2

## Superfast NPT-IGBT Module

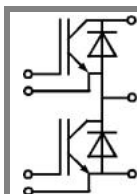
SKM 100GB063D

### Features

- N channel, homogeneous Silicon structure (NPT- Non punch through IGBT)
- Low tail current with low temperature dependence
- High short circuit capability, self limiting if term. G is clamped to E
- Pos. temp.-coeff. of  $V_{CEsat}$
- Very low  $C_{ies}$ ,  $C_{oes}$ ,  $C_{res}$
- Latch-up free
- Fast & soft inverse CAL diodes
- Isolated copper Bonding Technology without hard mould
- Large clearance (10 mm) and creepage distances (20 mm)

### Typical Applications

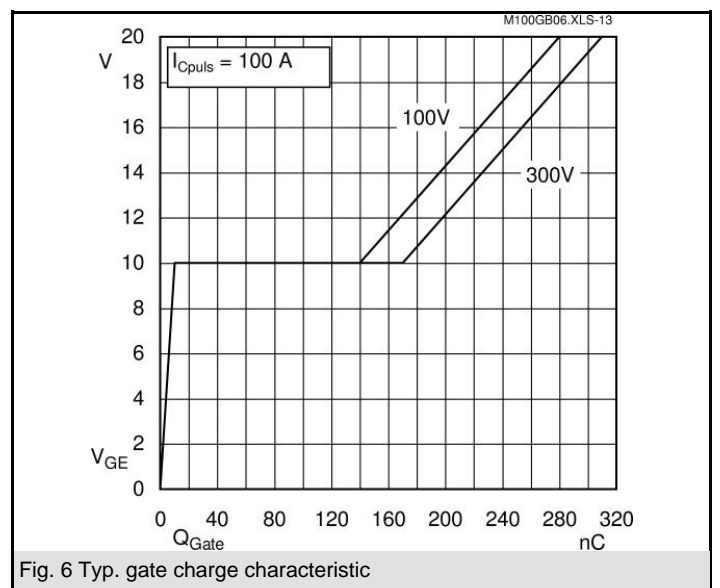
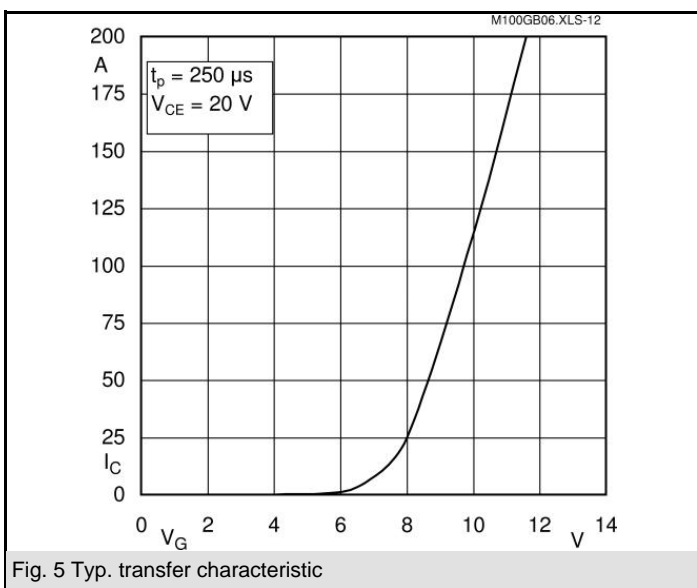
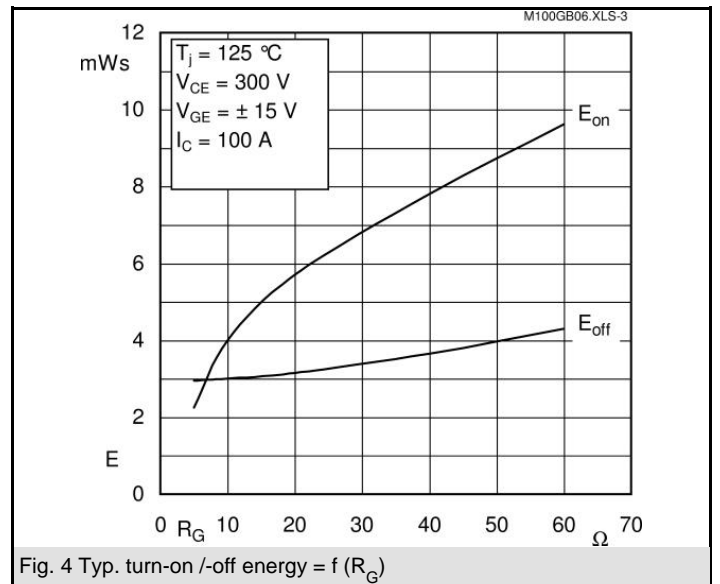
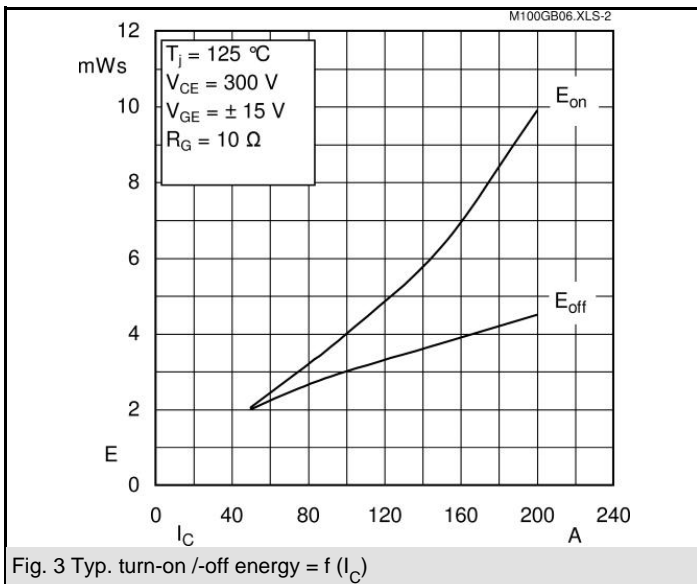
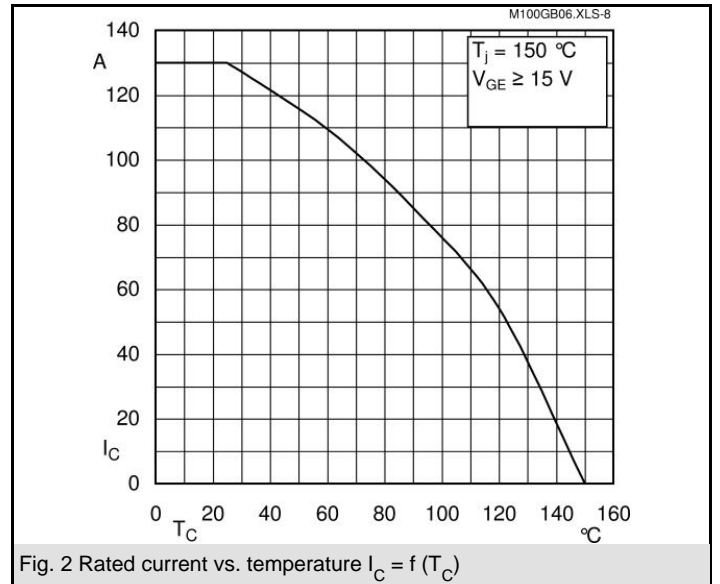
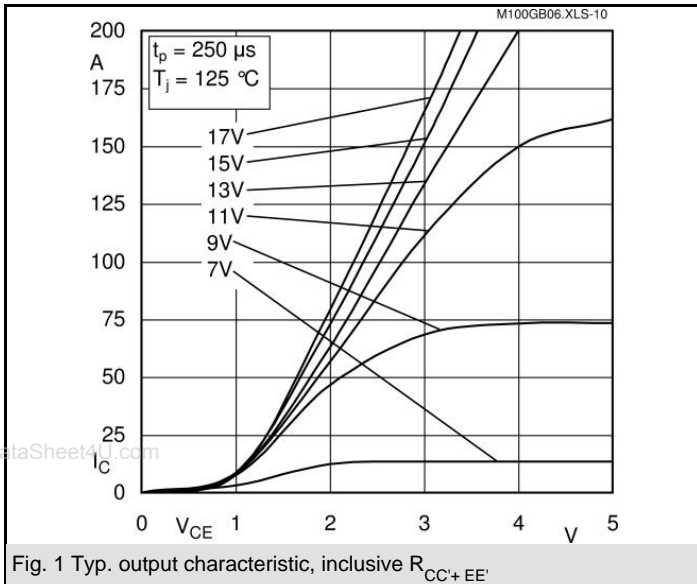
- Switching (not for linear use)
- Switched mode power supplies
- UPS
- Three phase inverters for servo / AC motor speed control
- Pulse frequencies also above 10 kHz

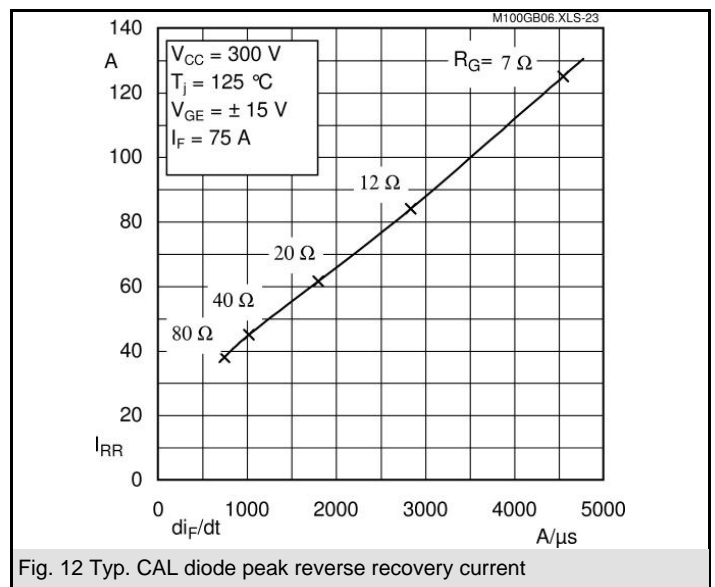
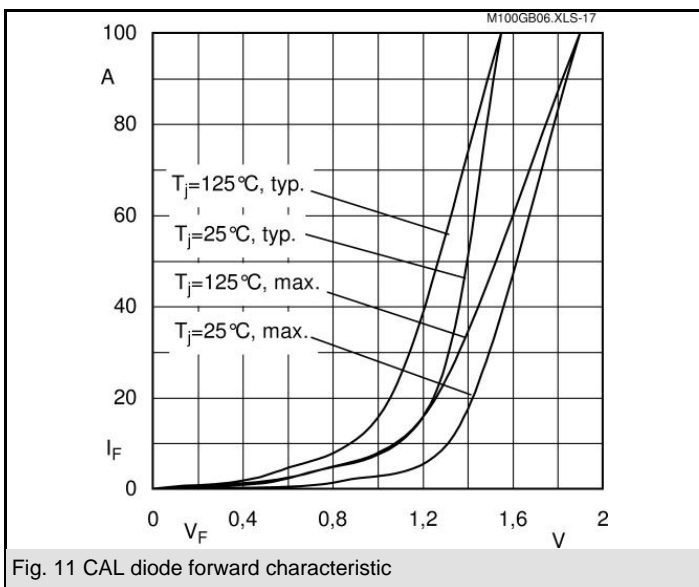
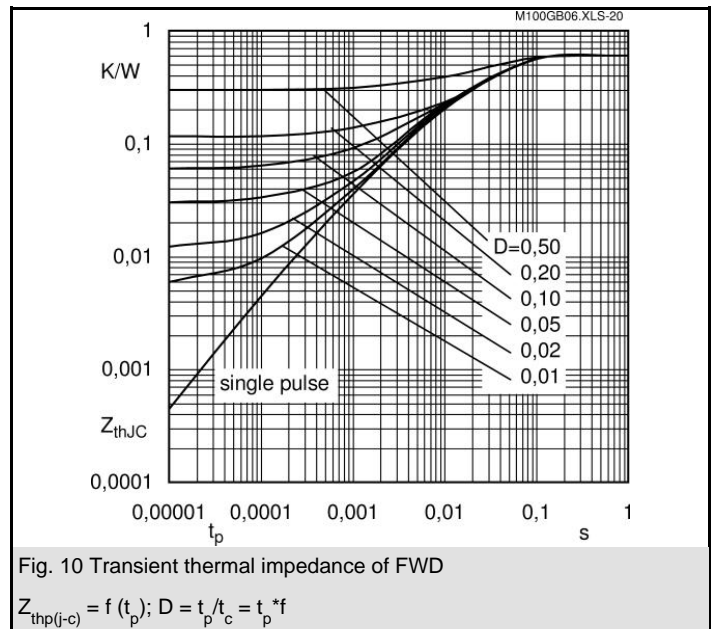
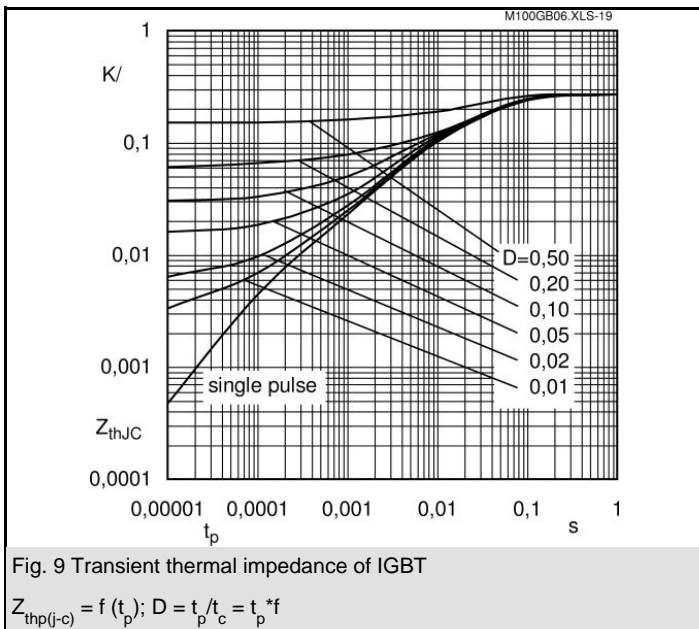
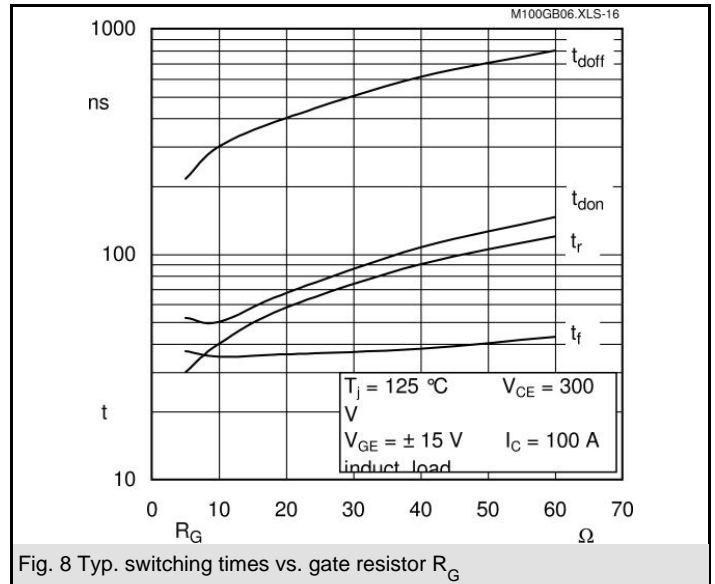
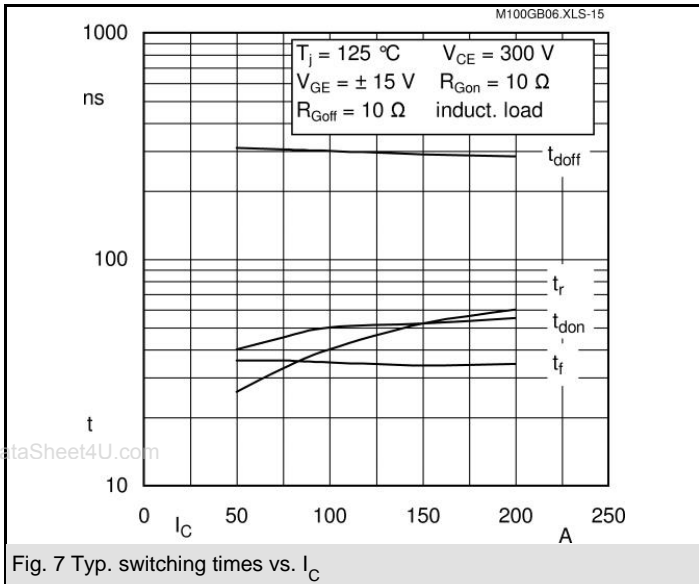


GB

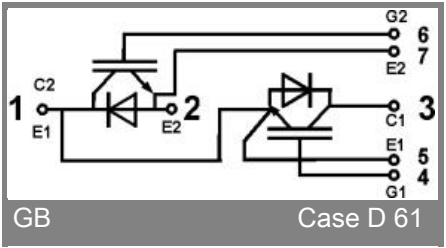
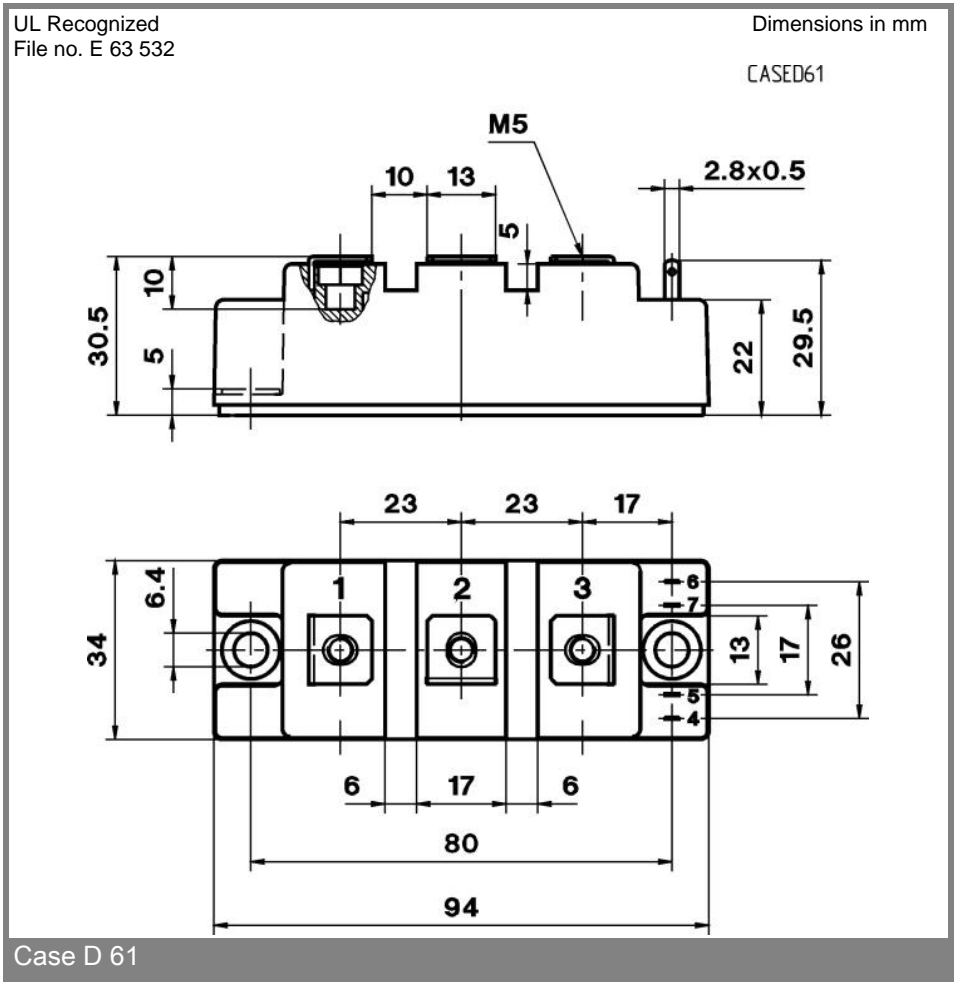
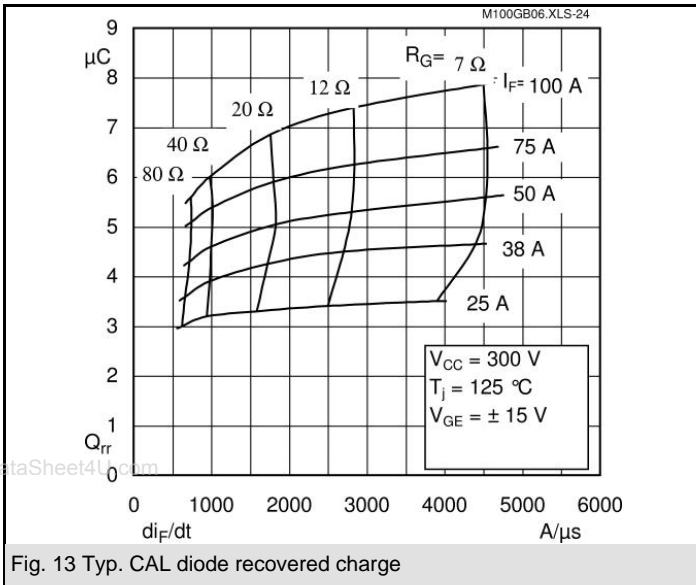
Absolute Maximum Ratings		$T_c = 25\text{ °C}$ , unless otherwise specified	
Symbol	Conditions	Values	Units
<b>IGBT</b>			
$V_{CES}$		600	V
$I_C$	$T_c = 25\text{ (70) °C}$	130 (100)	A
$I_{CRM}$	$t_p = 1\text{ ms}$	200	A
$V_{GES}$		$\pm 20$	V
$T_{vj}$ ( $T_{stg}$ )	$T_{OPERATION} \leq T_{stg}$	- 40 ... + 150 (125)	°C
$V_{isol}$	AC, 1 min.	2500	V
<b>Inverse diode</b>			
$I_F$	$T_c = 25\text{ (80) °C}$	100 (75)	A
$I_{FRM}$	$t_p = 1\text{ ms}$	200	A
$I_{FSM}$	$t_p = 10\text{ ms}$ ; sin.; $T_j = 150\text{ °C}$	720	A

Characteristics		$T_c = 25\text{ °C}$ , unless otherwise specified			
Symbol	Conditions	min.	typ.	max.	Units
<b>IGBT</b>					
$V_{GE(th)}$	$V_{GE} = V_{CE}$ , $I_C = 2\text{ mA}$	4,5	5,5	6,5	V
$I_{CES}$	$V_{GE} = 0$ , $V_{CE} = V_{CES}$ , $T_j = 25\text{ (125) °C}$		0,1	0,3	mA
$V_{CE(TO)}$	$T_j = 25\text{ (125) °C}$		1,05 (1)		V
$r_{CE}$	$V_{GE} = 15\text{ V}$ , $T_j = 25\text{ (125) °C}$		10,5 (14)		mΩ
$V_{CE(sat)}$	$I_{Cnom} = 100\text{ A}$ , $V_{GE} = 15\text{ V}$ , chip level		2,1 (2,4)	2,5 (2,8)	V
$C_{ies}$	under following conditions		5,6		nF
$C_{oes}$	$V_{GE} = 0$ , $V_{CE} = 25\text{ V}$ , $f = 1\text{ MHz}$		0,6		nF
$C_{res}$			0,4		nF
$L_{CE}$				30	nH
$R_{CC'+EE'}$	res., terminal-chip $T_c = 25\text{ (125) °C}$		0,75 (1)		mΩ
$t_{d(on)}$	$V_{CC} = 300\text{ V}$ , $I_{Cnom} = 100\text{ A}$		50		ns
$t_r$	$R_{Gon} = R_{Goff} = 10\text{ Ω}$ , $T_j = 125\text{ °C}$		40		ns
$t_{d(off)}$	$V_{GE} = \pm 15\text{ V}$		300		ns
$t_f$			35		ns
$E_{on} (E_{off})$			4 (3)		mJ
<b>Inverse diode</b>					
$V_F = V_{EC}$	$I_{Fnom} = 100\text{ A}$ ; $V_{GE} = 0\text{ V}$ ; $T_j = 25\text{ (125) °C}$		1,55 (1,55)	1,9	V
$V_{(TO)}$	$T_j = 125\text{ ( ) °C}$			0,9	V
$r_T$	$T_j = 125\text{ ( ) °C}$		8	10	mΩ
$I_{RRM}$	$I_{Fnom} = 100\text{ A}$ ; $T_j = 125\text{ ( ) °C}$		44		A
$Q_{rr}$	$di/dt = A/\mu s$		6		μC
$E_{rr}$	$V_{GE} = V$				mJ
<b>Thermal characteristics</b>					
$R_{th(j-c)}$	per IGBT			0,27	K/W
$R_{th(j-c)D}$	per Inverse Diode			0,6	K/W
$R_{th(c-s)}$	per module			0,05	K/W
<b>Mechanical data</b>					
$M_s$	to heatsink M6	3		5	Nm
$M_t$	to terminals M5	2,5		5	Nm
w				160	g





# SKM 100GB063D



This is an electrostatic discharge sensitive device (ESDS), international standard IEC 60747-1, Chapter IX.

This technical information specifies semiconductor devices but promises no characteristics. No warranty or guarantee expressed or implied is made regarding delivery, performance or suitability.