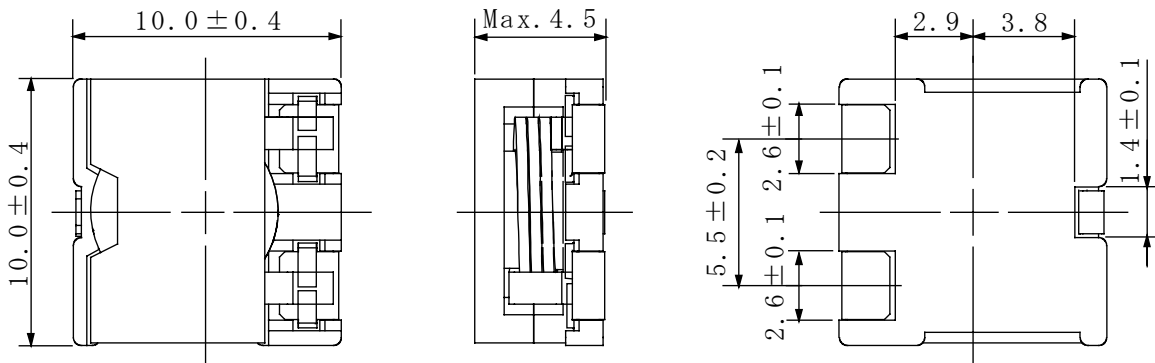
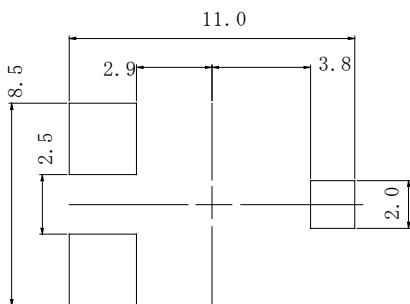
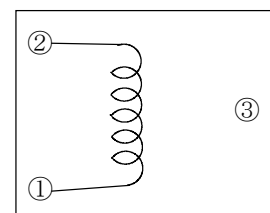


**Type: CDEP104, CDEP104B**
**◆ Product Description**

- 10.4×10.4mm Max.(L×W),4.5mm Max. Height.
- Both standard type and Low DCR type of CDEP104 are available.
- Inductance range: 0.22~0.25  $\mu$  H(CDEP104 Standard type);  
0.36~0.43  $\mu$  H(CDEP104 Low D.C.R type ); 0.4  $\mu$  H(CDEP104B).
- Saturation Current range: 11.8~39.6A(CDEP104 Standard type ) ;  
7.0~24.2A(CDEP104 Low D.C.R type); 28.0A (CDEP104B).
- Temperature rise current 5.0~18.0A(CDEP104),16.0A(CDEP104B)
- In addition to the standards versions shown here, custom inductors are also available to meet your exact requirements.


**◆ Feature**

- Super high current inductors.
- Mn-Zn core used, Flat wire used.
- Ideally used in portable computer CPU power supply.
- RoHS Compliance

**◆ Dimensions (mm)**

**◆ Land Pattern (mm)**

**◆ Schematics (Bottom)**


**Type: CDEP104, CDEP104B**
**◆ Specification(CDEP104)**
**1.Low D.C.R. type**

Part Name ※	Stamp	Inductance [Within] 100kHz/1V	D.C.R. (mΩ) Max.(Typ.) (at 20°C)	Saturation Current (A) ※1		Temperature rise current (A) ※2
				(at 20°C)	(at100°C)	
CDEP1Ø4NP-ØR3N□-88	0R3NL	0.36 μ H±30%	2.2(1.8)	24.2	20.8	18.0
CDEP1Ø4NP-ØR8M□-88	0R8ML	0.8 μ H±20%	3.7(3.1)	16.2	14.0	13.4
CDEP1Ø4NP-1R4M□-88	1R4ML	1.4 μ H±20%	5.9(4.9)	12.2	10.5	10.2
CDEP1Ø4NP-2R2M□-88	2R2ML	2.2 μ H±20%	11.8(9.8)	9.8	8.6	7.3
CDEP1Ø4NP-3R2M□-88	3R2ML	3.2 μ H±20%	18.6(15.5)	8.1	7.0	5.4
CDEP1Ø4NP-4R3M□-88	4R3ML	4.3 μ H±20%	21.8(18.2)	7.0	6.0	5.0

**2.Standard type**

Part Name ※	Stamp	Inductance [Within] 100kHz/1V	D.C.R. (mΩ) Max.(Typ.) (at 20°C)	Saturation Current (A) ※1		Temperature Rise current (A) ※2
				(at 20°C)	(at100°C)	
CDEP1Ø4NP-ØR2N□-5Ø	0R2NS	0.22 μ H±30%	2.2(1.8)	39.6	31.6	18.0
CDEP1Ø4NP-ØR4M□-5Ø	0R4MS	0.45 μ H±20%	3.7(3.1)	27.6	22.1	13.4
CDEP1Ø4NP-ØR8M□-5Ø	0R8MS	0.8 μ H±20%	5.9(4.9)	20.7	16.6	10.2
CDEP1Ø4NP-1R3M□-5Ø	1R3MS	1.3 μ H±20%	11.8(9.8)	16.6	13.3	7.3
CDEP1Ø4NP-1R8M□-5Ø	1R8MS	1.8 μ H±20%	18.6(15.5)	13.3	10.7	5.4
CDEP1Ø4NP-2R5M□-5Ø	2R5MS	2.5 μ H±20%	21.8(18.2)	11.8	9.5	5.0

**※ Description of part name**

CDEP1Ø4NP-ØR2N□-5Ø

	B	Box
	C	Carrier Tape

※1 Saturation current: The DC current at which the inductance decreases to 65%  
(for the inductance tolerance :±30%) or 75% (for the inductance tolerance: ±20%) of it's nominal.

※2 Temperature rise current: The DC current at which the temperature rise is Δt=40°C. (Ta=20°C)

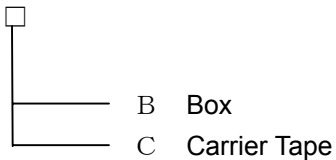
**Type: CDEP104, CDEP104B**
**◆ Specification(CDEP104B)**

Part Name ※ : CDEP1Ø4BNP- ØR4M□

	Between (1-2)	Measuring conditions
Inductance	400 nH ± 20% Within	100 kHz
D.C.R.	MAX. 2.9 mΩ (TYP. 2.4 mΩ)	at 20°C
Saturation Current ※1	MAX. 28.0 A	at 20°C
	MAX. 24.0 A	at 100°C
Temperature rise current ※2	REF. 16.0 A	

**※ Description of part name**

C D E P 1 Ø 4 B N P - Ø R 4 M □



※1.Saturation Current: The DC current at which the inductance decreases to 75% of it's nominal value

 ※2 Temperature rise current: The DC current at which the temperature rise is  $\Delta t=40^{\circ}\text{C}$ . ( $T_a=20^{\circ}\text{C}$ )