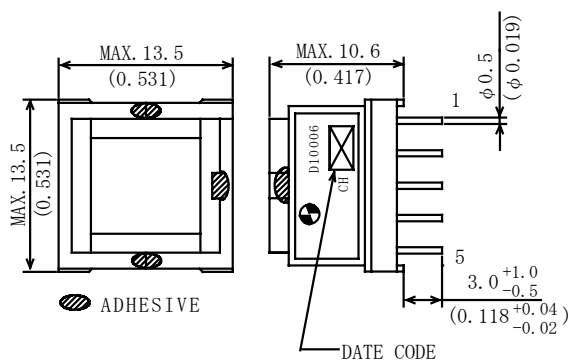
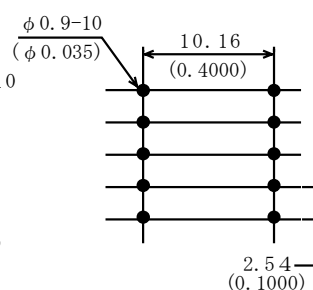
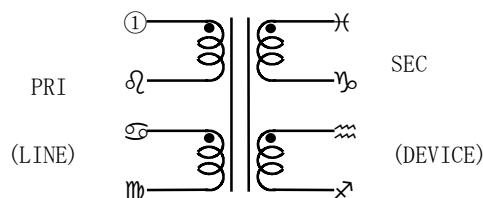


**Type: EE1310**
**◆ Product Description**

- 13.5×13.5mm Max.(L×W),10.6mm Max. Height.
- In addition to the typical parameters shown here, custom designs are available.


**◆ Feature**

- Ideally used in set-top box ,FAX/MODEM and other related equipment.
- RoHS Compliance.

**◆ Dimensions (mm)**

**◆ Land Pattern (mm)**

**◆ Schematics(Bottom)**


“S” IS WINDING START.

**◆ Specification(Part Number:D10002)**

Item	Spec.(D10002)	Spec.(D10006)
Impedance	Designed to reflect 100Ω on Pri with 100Ω on Sec.	Designed to reflect 100Ω on Pri with 100Ω on Sec.
Inductance(Ls)	5mH ± 15%, 10kHz, 0.1Vac, 1-4 (tie 2+3)	440 μ H ± 6%, 10kHz, 0.1Vac, 1-4 (tie 2+3)
Leakage Inductance(Ls)	16μH Max. 100kHz, 0.1Vac, 1-4 (tie2+3, 8+9, 7+10)	9μH Max. 100kHz, 0.1Vac, 1-4 (tie2+3, 8+9, 7+10)
D.C.R.(at 20°C)	1-4 3.00 Ω max ( tie2+3)	1-4 3.2 Ω max (tie2+3)
	7-10 5.00 Ω Max ( tie8+9)	7-10 3.2 Ω Max (tie8+9)
Turns Ratio	Pri-Sec(1-4):(10-7) (tie 2+3,8+9)1:1 ± 1%	Pri-Sec(1-4):(10-7) (tie 2+3,8+9)1:1 ± 1%
Dielectric Rating:	1875Vac for 1sec. , 1-10(tie 2+3,8+9)	1875Vac for 1sec. , 1-10(tie 2+3,8+9)
Longitudinal Balance	40dB Min, 30kHz~1.1MHz , 1-4(8+9)	45dB Min, 30kHz~1.1MHz , 1-4(tie 2+3)
Frequency Response	± 1.1 d B, 30kHz~1.1MHz(Ref.300kHz)	± 2.0dB, 30kHz~1.1MHz(Ref.300kHz)
Insertion Loss	0.5dB Max at 300kHz	0.5dB Max at 300kHz
Interwinding Capacitance(Cs)	50pF Max, 100kHz, 0.1Vac, 1-10(tie2+3, 8+9)	32pF Max, 100kHz, 0.1Vac, 1-10(tie2+3, 8+9)
Total Harmonic Distortions	80 d B Min, 5.3Vrms, 30kHz~100kHz	80 d B Min, 5.3Vrms, 30kHz~100kHz
Return Loss	16.5 d B Min at 300kHz	16.5 d B Min at 300kHz