

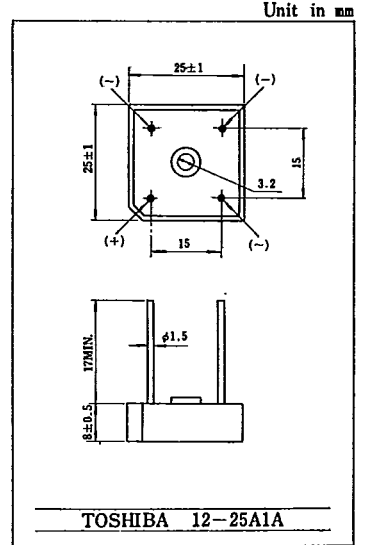
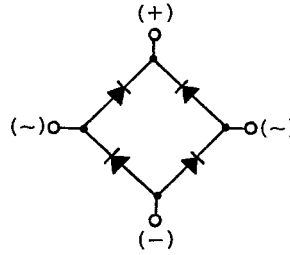
10J4B41

600V 10A

MAXIMUM RATINGS

CHARACTERISTIC		SYMBOL	RATING	UNIT
Repetitive Peak Reverse Voltage	10B4B41	V _{RRM}	100	V
	10D4B41		200	
	10G4B41		400	
	10J4B41		600	
Average Output Rectified Current	T _a =30°C	I _o	4.3A	A
	T _f =80°C		10A	
Peak One Cycle Surge Forward Current (Non-Repetitive)		I _{FSM}	200	A
Junction Temperature		T _j	-40~150	°C
Storage Temperature Range		T _{stg}	-40~150	°C
Screw Torque			7	kg cm

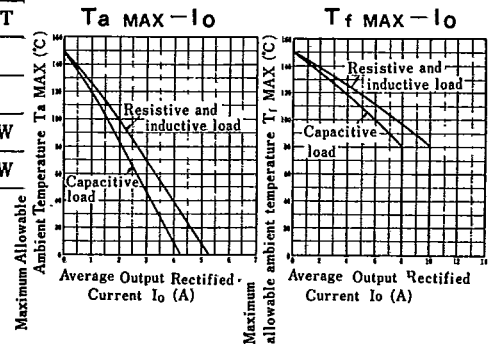
POLARITY

**ELECTRICAL CHARACTERISTICS**

CHARACTERISTIC	SYMBOL	CONDITION	MIN.	MAX.	UNIT
Peak Forward Voltage	V _{FM}	I _{FM} =15A, T _a =25°C	-	1.05	V
Repetitive Peak Reverse Current	I _{RRM}	V _{RRM} =Rated, T _j =25°C	-	10	μA
Thermal Resistance (Junction to Fin)	R _{th(j-f)}	DC	-	3.6	°C/W
Thermal Resistance (Junction to Ambient)	R _{th(j-a)}	DC	-	16	°C/W

Notes : 1. Fully coat the contact surface between the cooling fin and rectifier stack with silicon grease, and contact them each other.

2. T_f : External cooling fin temperature.

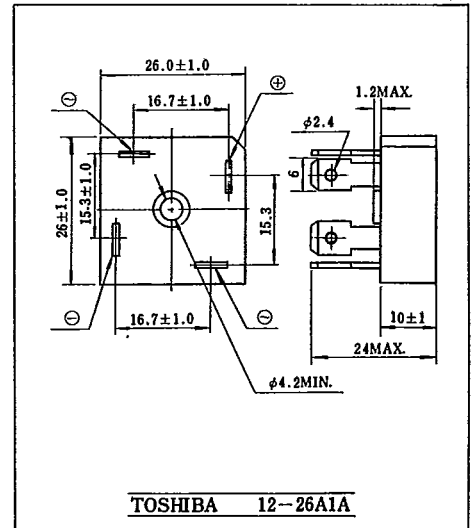
**15J4B41**

600V 15A

MAXIMUM RATINGS

CHARACTERISTIC		SYMBOL	RATING	UNIT
Repetitive Peak reverse voltage	15B4B41	V _{RRM}	100	V
	15D4B41		200	
	15G4B41		400	
	15J4B41		600	
Average Output Rectified Current	T _a =30°C	I _o	5.0	A
	T _f =86°C		15	
Peak One Cycle Surge Current		I _{FSM}	250	A
Junction temperature		T _j	-40~150	°C
Storage Temperature Range		T _{stg}	-40~150	°C
Screw Torque			10	kg cm

Unit in mm

**ELECTRICAL CHARACTERISTICS**

CHARACTERISTIC	SYMBOL	CONDITION	MIN.	MAX.	UNIT
Peak Forward Voltage	V _{RRM}	I _{FM} =22A, T _a =25°C	-	1.0	V
Repetitive Peak Reverse Current	I _{RRM}	V _{RRM} =Rated, T _j =25°C	-	10	μA
Thermal Resistance (Junction to Fin)	R _{th(j-f)}	DC	-	2.35	°C/W
Thermal Resistance (Junction to Ambient)	R _{th(j-a)}	DC	-	15	°C/W

Notes : 1. Fully coat the contact surface between the cooling fin and rectifier stack with silicon grease, and then contact them each other.

