



# Four-Way Power Dividers

## 10 - 500 MHz

DS-112/312

V2.00

### Features

- Low Loss – 0.6 dB Typical
- High Isolation – 30 dB Typical
- Low VSWR – 1.2:1 Typical

### Guaranteed Specifications\*

(From –55°C to +85°C)

MODEL	DS-112	DS-312
<b>Frequency Range</b>	10-500	10-500 MHz
<b>Insertion Loss (Less coupling)</b>		
10-400 MHz	0.75	0.75 dB Max
400-500 MHz	0.85	0.85 dB Max
<b>Isolation</b>	25	25 dB Min
<b>Amplitude Balance</b>	0.2	0.2 dB Max
<b>Phase Balance</b>	5°	2° Max
<b>VSWR (All Ports)</b>		
10-25 MHz	1.5:1 Max	
25-500 MHz	1.35:1 Max	
10-400 MHz		1.5:1 Max
400-500 MHz		1.35:1 Max

### Operating Characteristics

<b>Impedance</b>	50 Ohms Nominal	
<b>Maximum Power Rating or Input Power</b>	1.0 Watt Max	
<b>Internal Load Dissipation</b>	0.05	0.25 Watt Max
<b>Environmental</b>	MIL-STD-202 screening available.	
<b>Pin Configuration (DS-112)</b>	IN; P4	
	Outputs: P8, P10, P12 & P14	
	All other pins and case are ground.	

\* All specifications apply with 50 ohm source and load impedance.

### Ordering Information

Model No.	Package
DS-112 PIN	Flatpack
DS-312 BNC	Connectorized
DS-312 TNC	Connectorized
DS-312 N	Connectorized
DS-312 SMA	Connectorized

Specifications Subject to Change Without Notice.

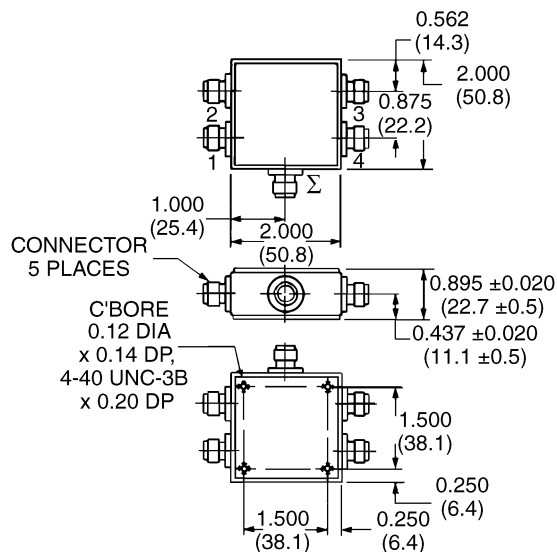
M/A-COM, Inc.

North America: Tel. (800) 366-2266  
Fax (800) 618-8883

■ Asia/Pacific: Tel. +81 (03) 3226-1671  
Fax +81 (03) 3226-1451

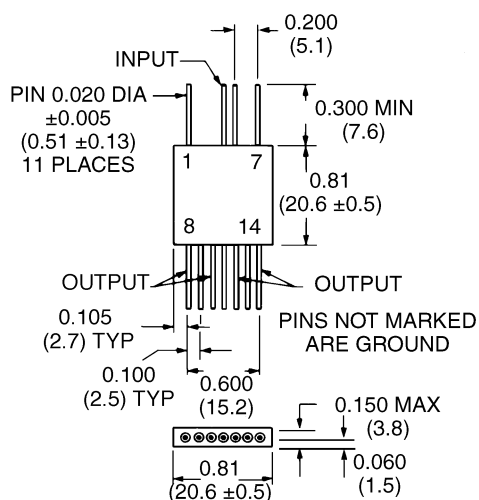
■ Europe: Tel. +44 (1344) 869 595  
Fax +44 (1344) 300 020

### C-14



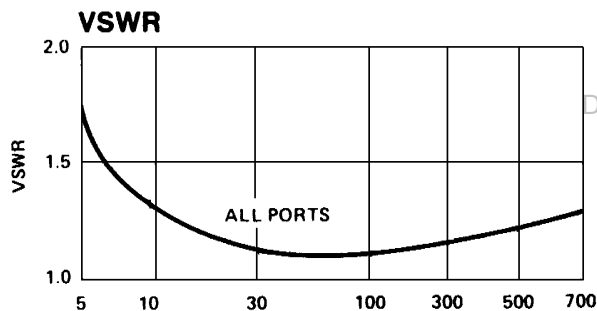
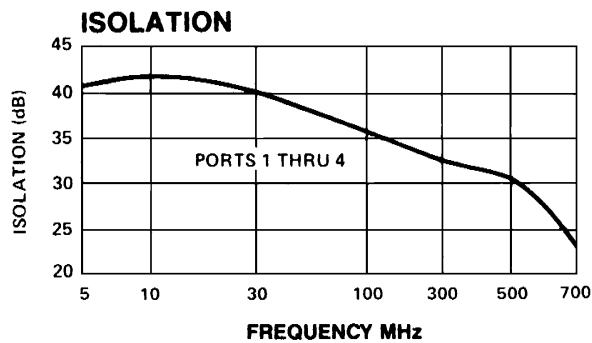
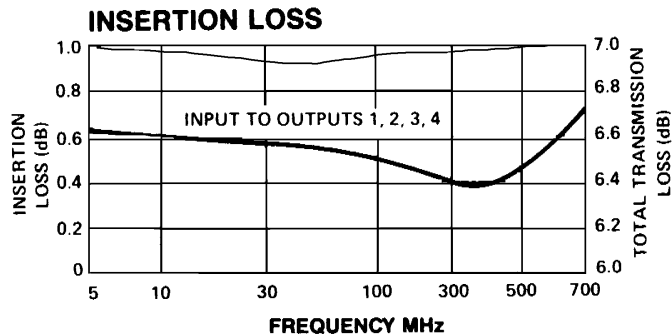
Dimensions in ( ) are in mm.  
Unless Otherwise Noted: .xxx = ± 0.015 (.x = ± 0.4)  
Weight (Approx): 4 ounces 113 grams

### FP-5



Dimensions in ( ) are in mm.  
Unless Otherwise Noted: .xxx = ± 0.010 (.xx = ± 0.25)  
.xx = ± 0.02 (.x = ± 0.5)  
Weight (Approx): 0.21 ounces 6 grams

## Typical Performance



Specifications Subject to Change Without Notice.