




Common Mode Choke

CS03 Series



Features

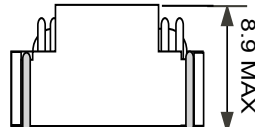
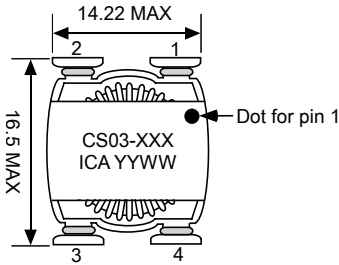
- Magnetically Shielded uses Toroid core
- Low Profile, SMT Design
- High Current
- Rated Voltage 250VAC

Applications

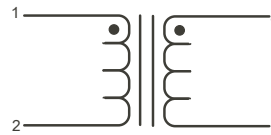
- DC/DC Converters
- DC/AC Inverters for Inductor Applications
- Telecom Converters

Packaging: Reel Diameter: 13", Reel Width: 32mm, Pieces/Reel: 350

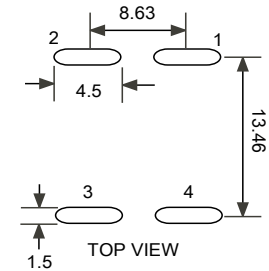
Mechanical



Schematic



Recommended PCB layout



units: mm

Electrical Specifications

Part Number	Inductance ¹ (mH)	Leakage Inductance ² (µH Max.)	DCR max (mΩ)	I _{rms} ⁵ (A)	SRF (MHz Typ.)	Hi-Pot (V _{rms})
CS03-1R0	1.0	5.00	60	1.5	2	3kV
CS03-100	10.0	45.00	450	1.0	0.5	3kV
CS03-220	22.0	85.00	850	0.5	0.29	3kV
CS03-460	46.2	130.00	1100	0.4	0.17	3kV

1. Tested at 10kHz, 0.1Vrms.
2. Tested at 100kHz, 1.0V, (1-2) with (3-4) shorted.
3. Electrical specifications at 25 deg C.
4. Operating range: -40°C to +130°C. This is a combination of ambient plus temperature rise.
5. I_{rms} is the AC current required to produce a temperature rise of 40°C at an ambient temperature of 25°C.
6. Inductance tolerance is +/-30%.
7. Meets UL 94V-0.



IMPEDANCE VS. FREQUENCY

